



Oxford's Playing Pitch Strategy 2022 – 2036



Key to abbreviations	Page	3
Executive Summary	Page	3
Introduction	Page	4
Why the strategy was developed	Page	4
The Study Area	Page	5
Approach to developing the strategy		
- The Vision	Page	6
- Key Objectives	Page	6
- Managing the development of the strategy	Page	7
Headline findings		
- Summary of headline findings	Page	7
- Summary of short term actions against headline findings	Page	8
Sport specific issues, scenarios and recommendations		
- Football	Page	8
- Rugby	Page	12
- Hockey	Page	14
- Cricket	Page	16
- Other sports	Page	17
Strategic Recommendations		
- Strategic Aim – Protect	Page	19
- Strategic Aim – Enhance	Page	19
- Strategic Aim – Provide	Page	19
Action Plan	Page	20
How the Strategy will be delivered, monitored and updated	Page	37
Appendices	Page	39

Key to abbreviations

- PPS = Playing Pitch Strategy
- NGB = National Governing Body
- RFU = Rugby Football Union
- FA = Football Association
- OFA = Oxfordshire Football Association
- AGPs = Artificial Grass Pitches
- NTPs = Natural Turf Pitches
- CUA = Community Use Agreement
- RFC = Rugby Football Club
- FC = Football Club
- CC = Cricket Club
- HC = Hockey Club
- TGRs = Team Generation Rates
- GMA = Grounds Management Association

Executive Summary

The Oxford Playing Pitch Strategy (PPS) has been developed using best practice guidance and methodology from Sport England. It assesses current and future demand over the next 16 years and provides a robust framework for resource prioritisation and informed planning decisions. The COVID-19 pandemic has shown that the value and impact of our green spaces for our communities has never been greater for mental, physical and social wellbeing. It is key that we continue to take advantage of the benefits that sport and physical activity can bring; the power it has to unite communities around key agendas such as tackling climate change and racism and the role our pitches and facilities have in reducing health inequalities and inactivity.

In developing the strategy key partners were involved at all stages through a representative Steering Group which included Sport England, National Governing Bodies of Sport (NGBs), Universities, the local Playing Fields Association and City Council employees from the Active Communities and Planning departments.

Further consultation was carried out with local schools, clubs and other sports that utilise the city's playing pitches so that the strategy incorporates all sectors and develops its recommendations based on facilities that are accessible to the community.

Following Sport England's [five stage process](#); data that evidenced supply and demand of pitch usage was collected as well as views on the quality of pitch and ancillary stock provision. This was then assessed to determine how well the needs of the current and future population were being met and from this a clear Action Plan was drafted.

This data was collected between 2018-2019, but when the global COVID-19 pandemic struck in early 2020, the final development of the strategy was delayed. The Steering Group ensured any known, significant changes to this data and the local sporting landscape were incorporated in 2021 before completion of the strategy to ensure the recommendations and actions were still relevant. The annual review will enable us to adapt the results to the latest census data as well.

The objectives of the strategy are:

1. To gather the best available supply and demand data on playing pitches and other outdoor sports facilities.
2. To assess the supply and demand data in line with available national guidance and identified good practice.
3. To ensure a good level of consultation with key parties throughout the development of the strategy.
4. To provide a robust evidence base, which can be used by a range of Council departments and other parties to help protect and improve the provision of playing pitches and other outdoor sports facilities.
5. To establish a clear prioritised list of actions, which will help to maintain and increase participation levels in sport and physical activity. We will also target those who are not participating as well as our diverse communities within the City and ensure the efficient use of resources.

6. To establish clear prioritised infrastructure requirements, including where new facilities are required and existing facilities should be enhanced. Helping to support healthy place shaping within the city and aligning with the Council's climate emergency agenda.
7. To identify and promote good practice regarding the provision, management and maintenance of playing pitches in the city.
8. To establish a process to ensure the regular review and update of the strategy and the information on which it is based.

The strategy aligns with other key Council documents including our Green Spaces Strategy, our emerging Thriving Communities

Strategy and the Council's corporate plan.

In addition, by working collaboratively the strategy links to the Strategic Plans of the NGBs of the sports that are the main pitch users in the city. Further detail on these can be found in Appendix 13.

The main deduction from the strategy is that there is currently some shortage of playing pitch provision in Oxford and in particular pitches that have secured community use. There is current unmet demand across both football Natural Turf Pitches (NTPs) and Artificial Grass Pitches (AGPs), but better use of existing provision and the planned 3G developments would mitigate this. There is also some unmet demand for Rugby Union NTPs for mini and seniors, but by improving pitch quality and with the additional pitch planned at Oxford Harlequins RFC this would again be mitigated. For hockey there is a small amount of weekday and weekend unmet demand that could be met with better use of existing provision and increased access to educational sites. All current demand for Cricket NTPs and AGPs is being met in the city and any future demand could be mitigated through increased access to educational sites through securing Community Use Agreements (CUAs).

Given this conclusion the assessment suggests that all existing provision within the city should be protected. The strategy does not however necessarily suggest that additional new pitches are required to meet the shortfall, as once you add back in those unsecured pitches that have community use or sites that are interested in starting to offer community use, plus planned 3G developments; there appears to be adequate provision for all sports. The aim of the Steering Group therefore should be to continue to look to secure CUAs with other providers of playing pitches such as educational sites; to not only meet the current demand, but also future proof against the projected significant increase in demand for cricket matches and football training.

It is important to note that any loss of provision would place greater pressure on the other remaining facilities. Where development which would adversely affect pitch provision may be proposed, then adequate replacement (equivalent or improved) should be secured in line with government policy guidance for the protection of playing field land. However, given the land restrictions in the city, the opportunities available to secure replacement playing pitch provision are limited.

The pitches within the city vary in quality, ranging from some which are at an unsatisfactory standard, to examples of good and great pitches in places. We will continue to assess and look for opportunities, in partnership with the NGBs; to improve those that fall below an acceptable parks provision standard. In some areas investment into improved maintenance and drainage programmes would increase the carrying capacity of natural turf pitches accommodating more use which may help reduce overuse, meet any further demand and support club development.

To ensure that Oxford continues to increase participation in sport, recreation and physical activity, it is important that the action plan is implemented and with local priorities being around Climate Change and Active Travel, a [Healthy Place Shaping](#) approach should be considered throughout implementation.

It is equally important that the strategy is reviewed on an annual basis and refreshed every five years and as part of the annual review the Active Places Power, Playing Pitch Calculator will be utilised to monitor current and future demand.

1. Introduction

1.1 Why the strategy was developed

This strategy has been developed to assess current and future demand for playing pitches in Oxford city and to provide a robust framework for resource prioritisation and informed planning decisions.

There were a number of drivers behind this Playing Pitch Strategy being developed, these being:

The desire to:

- Maintain Oxford's position as one of the top performing local authorities in terms of participation in sport and physical activity as measured by Sport England's Active Lives Survey.
- Ensure that the benefits of providing sport and active recreation are recognised and where possible maximised to support the wider aims and objectives of the Council and partners (e.g. improving health and wellbeing, getting the inactive active, enabling inclusive and diverse use.)
- Enhance the strategic approach taken by the Council and partners to playing pitches and other outdoor sports facility provision; focussing on areas of greatest sporting need within the city, including areas of deprivation such as Rose Hill, the Leys and Barton.

- Highlight opportunities for the enhancement of existing sites that would both maintain and improve participation rates whilst embracing innovation.
- To tackle health inequalities and the obesity crisis, supporting a healthy place shaping approach.
- The value of bringing communities together through inclusive and diverse opportunities.

The need to:

- Provide robust and up-to-date evidence on the provision of playing pitches and outdoor sports facilities to protect and preserve existing sites, support the development and implementation of planning policy and inform assessments of individual planning applications.
- Ensure as a city we have sufficient facilities to meet the demand for matches and recreational play; for the current population as well as planning for expected population growth.
- Assess whether efficiency improvements can be made regarding the provision, management and maintenance of playing pitches and outdoor sports facilities, whilst maintaining and seeking to improve participation rates.
- Ensure that there is a greater joined-up approach to the provision of playing pitches and outdoor sports facilities within the city, bringing together key providers including Schools, Universities, Local Authorities and National Governing Bodies; especially around the agenda of community use.

At the time of development there was a Playing Pitch and Outdoor Sports Strategy in place for Oxford until 2026, but the decision was made after consultation with key partners and Sport England, to re-new rather than re-fresh that PPS to ensure there was a strategy in place for the city that remained robust against the changes in Sport England's PPS Guidelines and evolving priorities of the Council.

1.2 The study area

Oxford is a relatively small city with tight geographical boundaries. This offers some barriers around development and growth especially with an increasing and ageing population. There is also a high proportion of University and College land as well as some sites that are protected through Fields in Trust (FIT) or the Oxford Preservation Trust (OPT).

The total population of Oxford for 2018 according to the Office of National Statistics (ONS) Mid-2014 Population Estimates was estimated at 157,997 with a projected increase to 177,517 by 2032. Within this population there are areas of great affluence, but also pockets where significant health inequalities are experienced and this gap could potentially grow wider if demand in areas of regeneration remain unmet. There is also a very transient student population within this from both Oxford University and Oxford Brookes University, plus other local Colleges.

Recent Active Lives data suggests that for all of the main pitch sports there will be some latent demand in Oxford:

- Hockey 300 people,
- Rugby Union 550 people,
- Cricket 750 people
- Football 2,100 people.

The PPS mainly covers the following types of sports pitches and outdoor sports facilities:

- Natural turf pitches (NTPs) for Football, Rugby Union and Cricket.
- Artificial Grass Pitches (AGPs) for Hockey, Football and Rugby

To enable a full picture of natural turf playing pitch provision and needs to be identified, the strategy also picks up the requirements of some smaller pitch sports where they are known to be active within the city e.g. Lacrosse, Gaelic Football, Softball and most recently Quidditch which is a sport that is quickly establishing itself in the city. Tennis has also been included as there are a number of Local Authority sites within the study that also house community outdoor tennis courts so their inclusion paints a more accurate picture of site usage.

AGPs are included due to their now high level importance to various pitch sports for both match play and training activity, and given the recent development of these facilities in the city as well as planned developments coming through.

The chosen study area of Oxford city covers the city district but also includes the following sites and clubs which sit outside of the district boundaries but were highlighted as being involved in the supply and demand process of playing pitch provision and usage:

Sites (and clubs based there):

- Stratfield Brake, Kidlington (Gosford All Blacks RFC and Kidlington CC)

- Holton Playing Fields, Holton, Wheatley (Wheatley RFC, Wheatley Youth FC and Wheatley Oaks FC)
- Oxford Brookes University Harcourt Hill Campus (Oxford Brookes University team use)
- Horspath Athletics Track (Headington Amateurs FC and Horspath Youth FC)
- Oxford Sports Park, Horspath (Oxford United FC)

Clubs:

- Oxford Rugby Club
- Oxford Sports Club
- Horspath Cricket Club
- Cumnor Cricket Club
- Kennington Cricket Club
- Kidlington Cricket Club
- Yarnton Cricket Club
- Wheatley Cricket Club (proposed new club)
- Holton & Wheatley Cricket Club
- Wytham Cricket Club
- Cairns Fudge Cricket Club

1.3 The approach to developing the strategy

The approach taken by the Steering Group and Project Team in developing this PPS followed Sport England's Playing Pitch Strategy Guidance to structure and direct the process, but also ensured where required that it was tailored to the specifics of the Oxford study area.

Developing the strategy centred on a collaborative approach; involving key partners at all stages through the Steering Group to ensure the strategy was based on a true reflection of the supply and demand in the city, had a realistic action plan owned by all partners and therefore was a strategy fit for purpose.

Our approach followed the key stages from Sport England's Guidelines:

Stage A: Prepare and tailor the approach (Step 1)

Stage B: Gather information and views on the supply of and demand for provision (Steps 2 & 3)

Stage C: Assess the supply and demand information and views (Steps 4, 5 & 6)

Stage D: Develop the strategy (Steps 7 & 8)

Stage E: Deliver the strategy and keep it robust and up to date (Steps 9 & 10)

Supply and demand data was collected in a number of ways:

- Pitch usage - This was provided by the relevant NGBs, education partners and City Council Parks Team.
- Pitch quality – This was collected through non-technical assessments carried out on all Council owned community pitches and a number of privately owned education pitches with all data cross checked by the relevant NGBs.
- Pitch satisfaction – The city clubs (pitch sports only) were consulted around this through a Club Survey.

See Appendix 1 for the data collected as part of Stage B.

1.4 The vision for the strategy

The vision for this strategy which was agreed with the stakeholders in our steering group is:

“To support and encourage participation in sport and physical activity through a robust, fit for purpose framework that promotes accessible, affordable and sustainable playing pitch and outdoor spaces to meet both the current and future local needs.”

The lifetime of this PPS will fall in line with that of the new Council Local Plan (2016-2036).

1.5. The key objectives of the strategy

The agreed objectives in terms of developing this strategy were:

1. To gather the best available supply and demand data on playing pitches and other outdoor sports facilities.
2. To assess the supply and demand data in line with available national guidance and identified good practice.
3. To ensure a good level of consultation with key parties throughout the development of the strategy.
4. To provide a robust evidence base, which can be used by a range of Council departments and other parties to help protect and improve the provision of playing pitches and other outdoor sports facilities.
5. To establish a clear prioritised list of actions, which will help to maintain and increase participation levels in sport and physical activity. We will also target those who are not participating as well as our diverse communities within the City and ensure the efficient use of resources.
6. To establish clear prioritised infrastructure requirements, including where new facilities are required and existing facilities should be enhanced. Helping to support healthy place shaping within the city and aligning with the Council's climate emergency agenda.
7. To identify and promote good practice regarding the provision, management and maintenance of playing pitches in the city.
8. To establish a process to ensure the regular review and update of the strategy and the information on which it is based.

These objectives support the Oxford City Council Corporate Plan outcome of Strong and Active Communities; helping to achieve the far reaching cross societal health, wellbeing and community benefits enabled by taking part in sport and physical activity.

1.6 Managing the development of the strategy

In order to ensure a partnership approach to developing the strategy, a steering group was formed to oversee the management of the work. The group met at the key stages of the work to review progress, check and challenge data and shape the next steps and had representation from all key pitch sport NGB's, local Planning, Sport England and other key stakeholders such as the Universities and Playing Fields Association.

This group will continue to meet bi-annually to review progress made against the action plan and ensure the strategy remains fit for purpose.

1. Headline Findings

2.1 Summary of headline findings

Sport	Current demand shortfall*	Future (2039) demand shortfall**
Cricket (NTPs and AGPs)	Demand is currently met	Demand of 33 match equivalent sessions in the peak period/season can be met with increased access to educational sites
Football (NTPs)	Demand is currently un-met***	Demand of 18 match equivalent sessions in the peak period/week can be met with better use of existing provision
Football (AGPs)	Demand is currently un-met***	Demand of 35 hours/week can be met through planned development of 2 new AGPs and an ongoing review of football AGP provision
Hockey (sand/water based AGPs)	2 weekday match equivalent sessions + 1.5 weekend match sessions at North Oxford Sports Club	Demand of 2 weekday match equivalent sessions and 2 weekend match equivalent sessions/week can be met by working closer with clubs and other sports to better collaborate on existing space

Rugby Union (NTPs)	16 mini match equivalent sessions + 9 senior match equivalent sessions at Oxford RFC	Further 10 match equivalent sessions across the city required which equates to 3 new pitches.
Rugby Union (AGP)	Demand is currently being met	Demand can be met

* Calculated from an analysis of known supply, demand and spare capacity.

** Calculated from an analysis of Active Places Power Pitch Calculator results.

*** The data gathered in this study showed that demand was being met however there were a significant number of Football Clubs who did not engage in the Club Survey process and so there was a lack of sufficient data. With further insight gathered from the OFA it was agreed that the PPS should show that current demand is in fact not entirely being met.

1.2 Summary of short term actions against headline findings

It is important to note that the action plan below is a tool to help lever in external funding, CIL funding or similar and in-kind partner support recognising the challenging financial environment that we live in.

Low - less than £50k; Medium - £50k-£250k; High £250k and above

Site ID	Site/Club Name and Lead organisation	Action	Indicative cost
	Magdalen College School / St Edwards School	Explore opening/increasing community access to these sites for cricket and hockey use.	Low
	Blackbird Leys Park / Cowley Marsh Park / Cutteslowe Park / Court Place Farm / Five Mile Drive / Grandpont Recreation Ground and Quarry Recreation Ground	Seek to make better use of these existing natural turf football pitches through improved maintenance and increased over-marking to increase carrying capacity.	Medium
	St Gregory the Great School	Support the improvement of the existing AGP facilities at this site including feasibility around the option of a full sized football 3G.	High
	Cherwell School	Support the development of new football AGP at this site and the allocation of community use to meet growing demand.	High
	Headington Girls School	Explore feasibility for maximising capacity to support hockey use through extended floodlight hours and reallocation of current football usage.	Low
	Oxford Hockey Club / Oxford Hawks Hockey Club	Support these clubs in exploring options for consolidating into playing across 1-2 sites.	Low
	All Rugby Clubs	Support clubs in exploring feasibility and funding opportunities for appropriate sports lighting to increase carrying capacities and better support current demand for natural turf pitches.	Medium / High
	All Rugby Clubs	Support clubs in seeking opportunities for improving pitch maintenance to increase carrying capacities and better support current demand for natural turf pitches.	Medium / High

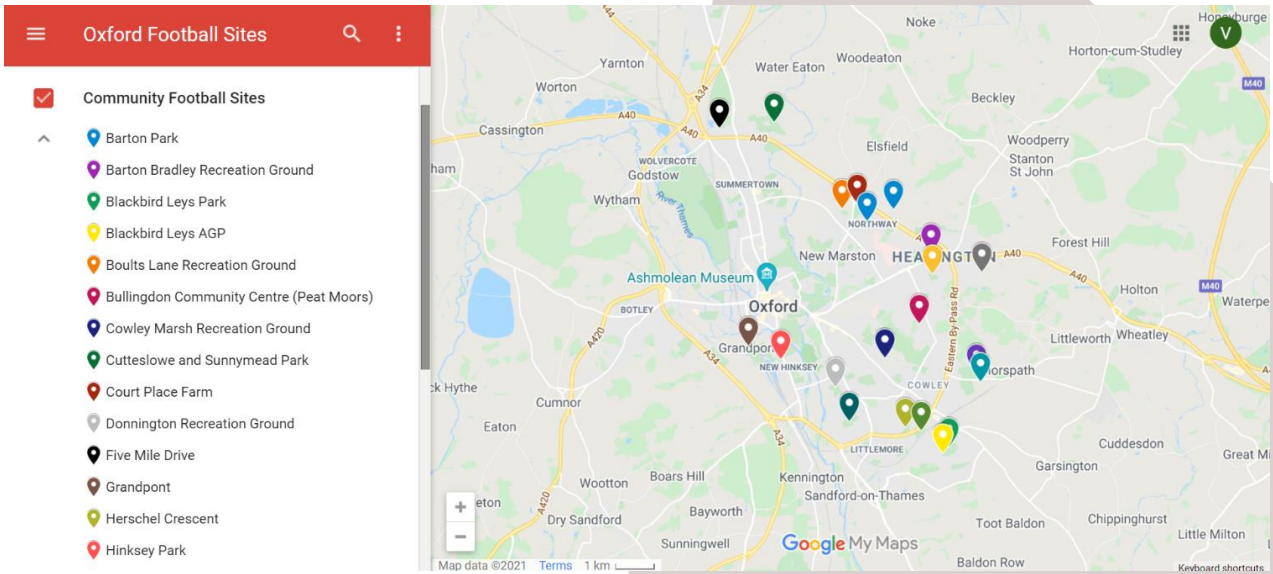
1. Sport Specific Issues Scenarios & Recommendations:

See Appendix 1 for tables of overview data for each sport and each site

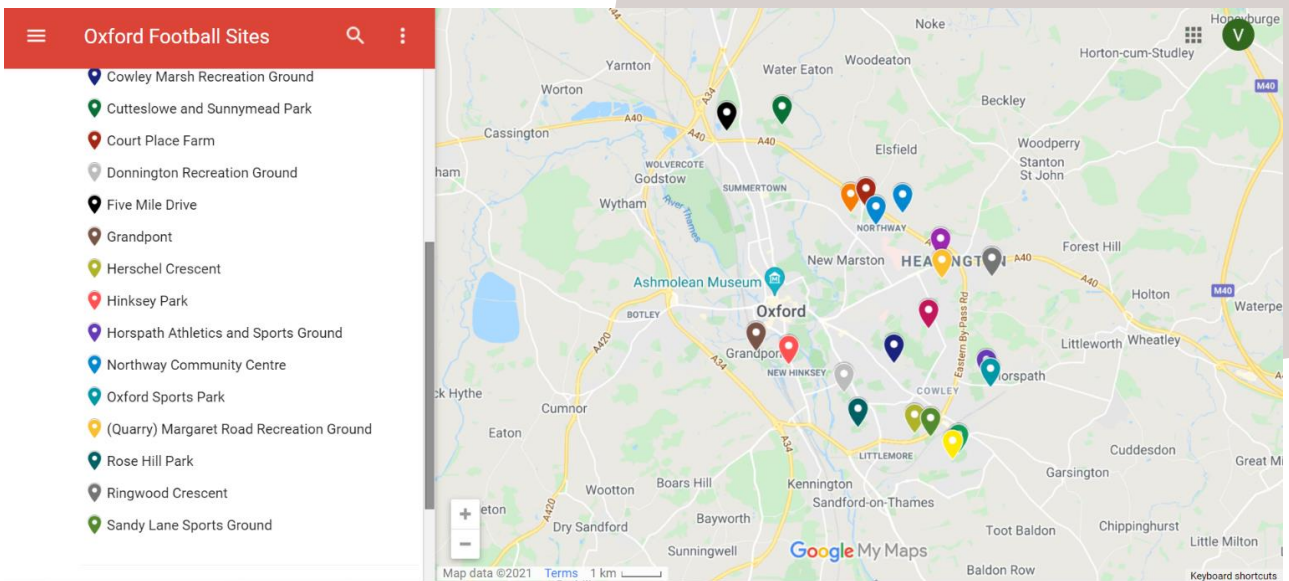
3.1 Football pitches

Maps of Football sites:

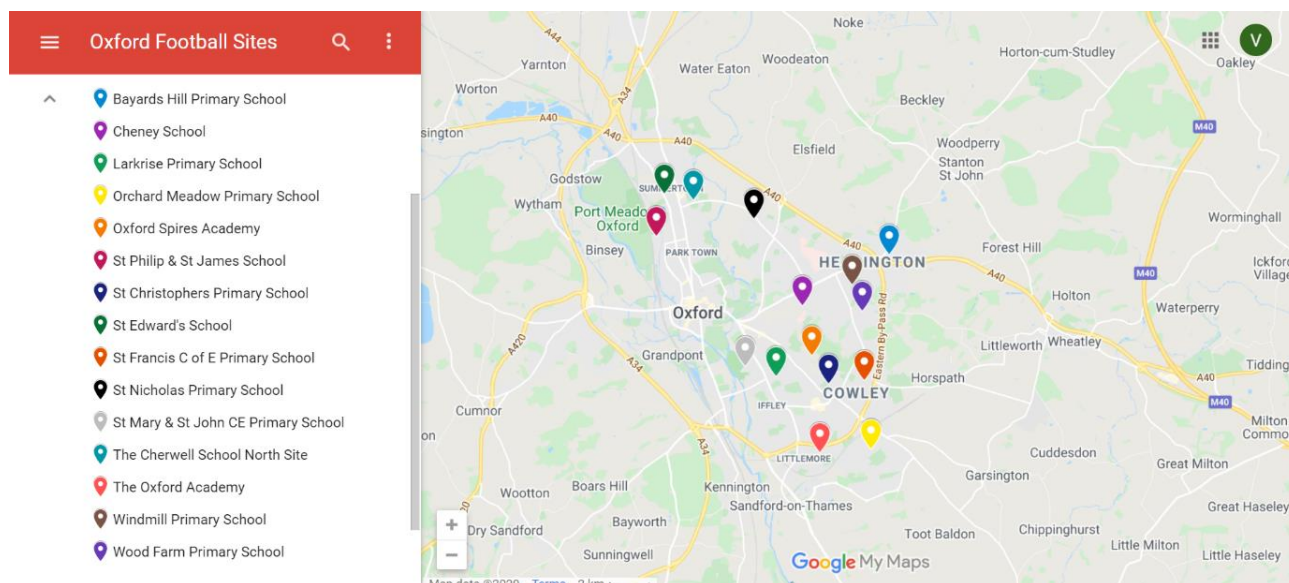
Community sites:



Community sites continued:



School sites:



Google Maps of sites can be found [here](#).

Summary – NTPs

- According to the Active Places Power Audit there are a total of 122 operational natural turf football pitches within the city; 68 of which are in school/college/University grounds, and 54 are Local Authority owned.
- From these; 83 natural turf football pitches have been included within this study. The 39 missing sites are from independent schools/colleges that did not engage in this process.
- Out of the 83 natural turf pitches included in this study only 6 are not available for community use and of the other 77 available for community use only 43 pitches are actually used.
- Currently the total community use on all of our community available natural turf football pitches is 161 match equivalent sessions per week with 69 match equivalent sessions per week reported as spare capacity and around half of the stock being played to capacity or being over-played.
- There is some spare capacity for all age range pitch types; all of which decrease significantly when the unsecured community use sites are removed from the equation.
- The community site with the greatest amount of overplay is the Junior Football pitch at Cowley Marsh Park with 4 match equivalent sessions per week.
- The consultation results from the Club Surveys and GMA audits highlighted a key concern was the perceived poor quality of the pitches in particular at Quarry Recreation Ground, Blackbird Leys Park and flooding at Grandpont Recreation Ground.
- The 11v11 pitch at Northway Community Centre and the 7v7 at St Nicholas's Primary School, however had a Quality Rating of Poor.

Summary – AGP's

- There are 15 operational football AGP's in the city; all of which are available for community use.
- There is spare capacity of 14 match equivalent sessions at weekends available at the Blackbird Leys AGP (if it is re-tested and added to The FA 3G register) and the football AGP at The Oxford Academy also shows it may be able to accommodate some additional play of on average 2 match equivalent sessions per week, but this changes throughout the year.
- With the recent completion of 1 new football AGP at Barton Park and 2 new football AGPs at Oxford Sports Park there may also be some spare capacity across these sites once the local club usage has been implemented.

Summary – General Football

- There are 76 football clubs in the city, 16 of which actively engaged in this PPS process. These 16 clubs have 113 teams between them; 16 adult men's, 5 adult women's, 44 youth and 48 mini teams.
- The needs of the affiliated clubs who have not engaged in this process have hopefully still been reflected in this study through Officer insight and OFA feedback.
- Summertown Stars FC have mid-week evening training displaced to Kidlington and Gosford, due to not enough floodlit pitches being available to them and their high number of teams.
- Latent demand has been reported from Headington Youth FC and Summertown Stars FC. For Headington Youth FC this could be met through access to more NTPs and/or an AGP for training. For Summertown Stars FC this could be

met if more volunteer Coaches and Managers came forward and then mid-week training facilities were found for these teams.

- Team Generation Rates (TGR's) based on future population indicate that participation is anticipated to create an one additional senior men's, 14 youth boy's and 6 youth girl's teams. The Active Places Power Playing Pitch Calculator estimates demand of a further 4.5 adult, 7 junior and 5.74 mini match equivalent sessions per week for matches and a further 35 hours on an AGP per week for training by 2039.
- A number of Football Clubs in the city have indicated that they expect to grow in the near future including Donnington FC, Headington Youth FC. Hinksey Park FC, Horspath Youth FC, Oxford City FC, South Park Rangers FC and Summertown Stars FC.
- The [Active Places Power Playing Pitch Calculator](#) estimates demand for a further 4.5 natural turf adult pitches, 7 youth pitches and 5.74 mini soccer pitches. Plus a further one additional AGP by 2039. There are already development plans in place that meet these AGP requirements however at St Gregory the Great School and Cherwell School. With these two developments the city would then have one AGP more than the predicted demand, but with demand ever changing it would be recommended to monitor AGP provision on an annual basis to ensure demands are met.

Scenarios

The methodology and steering group agreed to work through some key localised scenarios. These scenarios were once that were put forward by members of the steering group or from community insight.

What impact would the addition of a football AGP at Cherwell School and St Gregory the Great School have on training facilities and NTP usage?

- The addition of these two new football AGPs would provide an extra 68 hours per week a minimum of 38 of which would be training slots. Whilst there is already spare capacity across the existing AGP stock (reportedly 328 peak hours per week) we are aware from some clubs that there is a lack of availability for training at certain times and in certain areas of the city so this spare capacity is not necessarily lining up with the on-going demand.
- A new football AGP at Cherwell School would meet some of this demand from local team Summertown Stars FC and a new football AGP at St Gregory the Great School would be well placed to meet some of this demand from local team Quarry Rovers FC.
- If these two new AGPs were used to capacity by moving existing football usage from natural turf pitches that would potentially remove up to the equivalent of 68 peak hours usage and a minimum of 38 training slots from our natural turf pitch stock.
- The specific impact of this is unknown at this time, but we know that the key clubs using the new AGPs will be Summertown Stars FC and Quarry Rovers FC who mainly play at Cutteslowe Park, Five Mile Drive and Quarry Recreation Ground which are sites that have no spare capacity and anecdotal reports of being overplayed.
- So the impact would be that with training and match play from these clubs and potentially other local informal usage moving to the new AGPs some natural turf football pitches that are currently being overplayed may drop to being at capacity and some pitches that are currently at capacity may have some spare capacity moving forwards. This would in turn have a positive impact on the quality of those pitches that are currently being overplayed.

What would happen if community use at educational sites was removed – if those sites were no longer happy to support community use due to other pressures on schools/colleges?

- In this scenario there would not be any displaced play as there is spare capacity across natural turf pitches and AGP's that could cater for this; however that is dependent on timing requirements aligning.

What would happen in the event of the closure of an AGP?

- In this scenario there potentially would not be any displaced play as there is spare capacity across natural turf pitches and other AGP's that could cater for the average usage on an AGP. (This is on the proviso of the Oxford Sports Park being available for the suggested amount of Community Use.)

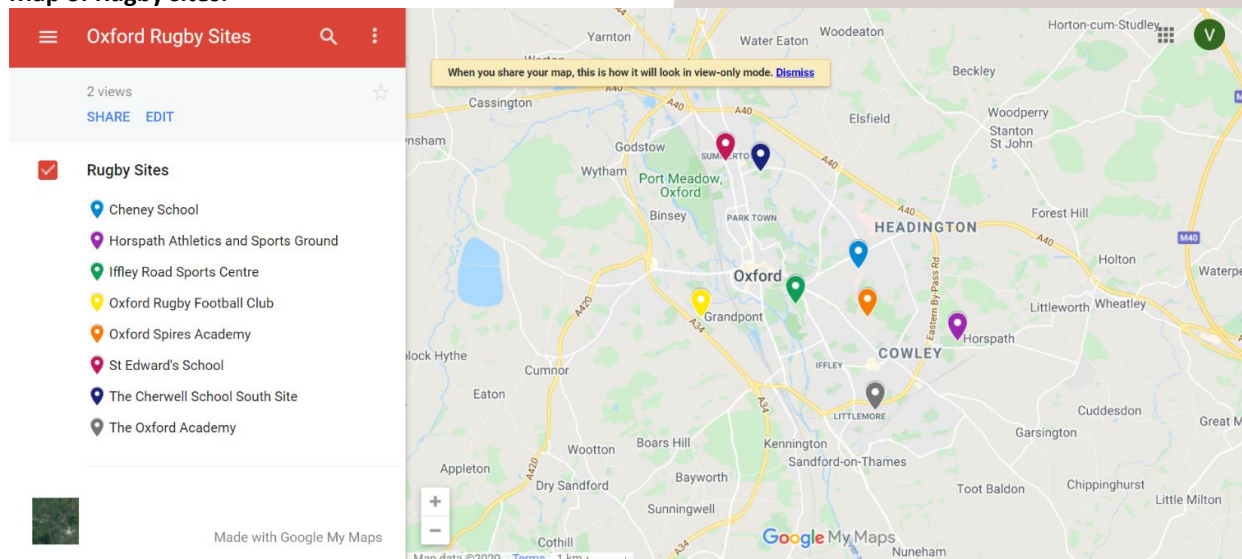
Recommendations

- Support the football AGP developments at Cherwell School by providing advice and signposting any funding opportunities.
- Support the improvement of the existing AGP facilities at St Gregory the Great school including feasibility around the option of a full sized football 3G.

- Explore how we can improve natural turf pitch quality across some sites - Blackbird Leys Park, Cowley Marsh, Cutteslowe Park, Court Place Farm, Five Mile Drive, Grandpont Recreation Ground and Quarry Recreation Ground.
- Make better use of existing natural turf pitches through improved maintenance and more over-marking.
- Maximise use of current AGP provision where there is spare capacity.
- Explore sites where additional pitches could be marked out and where green space could be brought to pitch playing quality to create new pitches where feasible.
- Explore the relocation of all pitches at Sandy Lane with proposals to relocate two adult 11v11 pitches to Herschel Crescent, one new 7v7 at Blackbird Leys Park or within the locality and pitch improvement works/hybrid pitch replacement of adult 11v11 pitch at Blackbird Leys Park.

3.2 Rugby pitches

Map of Rugby sites:



Google Map of sites can be found [here](#)

Summary – NTPs

- According to the Active Places Power Audit there are a total of 52 operational natural turf rugby pitches within the city; all of which are owned by a school/college/University.
- For the purposes of this study we have included the pitches at Horspath Athletics Ground and Oxford Rugby Club which are on the borders of neighbouring District Authorities.
- From all of these; 34 natural turf rugby pitches have been included within this study. The missing sites are from independent schools/colleges that did not engage in this process and where there is currently no community use.
- Out of the 34 natural turf pitches included in this study only 2 sites and 13 pitches are not available for community use at Cheney School and Oxford Rugby Club. Of the other 21 available for community use 4 sites and 13 pitches are used; the 8 unused pitches are at St Edwards School who have however indicated they are interested in opening up for community use.
- Most rugby play occurs at club sites and it is only in unusual circumstances that play takes place at community sites.
- There is some spare capacity across both senior and junior/mini pitches but this is all unsecured.
- The sites with the greatest amount of overplay are The Oxford Academy and Horspath Athletics Ground with 6.5 match equivalent sessions per week each.
- All community use pitches being used were rated on a scale of quality – see appendix 1.2 for details.
- It is important to recognise that if community use were no longer available at The Oxford Academy then local club Littlemore RFC would no longer have a pitch or training facility.

Summary - AGP

- The new rugby AGP at Horspath Athletics Ground currently shows 14 peak hours per week of spare capacity.
- The pitch under the dome at The Oxford Academy is no longer World Rugby compliant due to a lapse in the certification. It is believed this has not been renewed because the surface has deteriorated and there has been very little rugby use.

Summary – General Rugby

- There are 5 rugby clubs within the city, all of which actively engaged in this PPS process as well as Gosford All Blacks who are based just outside of the city boundary and so formed part of the study area. These 6 clubs have 55 teams between them; 16 senior men's, 4 senior women's, 13 junior teams and 22 mini age groups.
- All rugby teams are club based which is typical for the sport and how the RFU see club development moving forwards. Other suitable community pitches available at other sites are therefore not typically utilised by the clubs.
- Sports lighting has been raised as of particular interest by Littlemore RFC at The Oxford Academy to support their 2 current senior teams and ambition for Junior teams, however it may also be relevant for Oxford RFC who heavily overuse their only lit pitch for training in the winter period, but have 2 other designated senior pitches that could share the use.
- Team Generation Rates (TGR's) based on future population indicate that participation is anticipated to create an additional 1 senior men's, 4 junior boy's and 1 junior girl's teams. The Active Places Power Playing Pitch Calculator estimates demand of a further 4.5 match equivalent sessions per week for matches and 4.85 match equivalent sessions per week on a sports lit natural turf pitch for training by 2039.
- All of the Rugby Clubs in the city have indicated that they expect to grow in the near future as well as Gosford All Blacks RFC which has been included in the study area.
- The Active Places Power Playing Pitch Calculator estimates demand for a further 4.5 natural turf pitches by 2039.

Scenarios

What impact would increasing maintenance/improving drainage at the club based pitches have on their quality ratings and therefore carrying capacities? (Oxford Harlequins RFC - Horspath Athletics Ground, Oxford RFC and Littlemore RFC – The Oxford Academy)

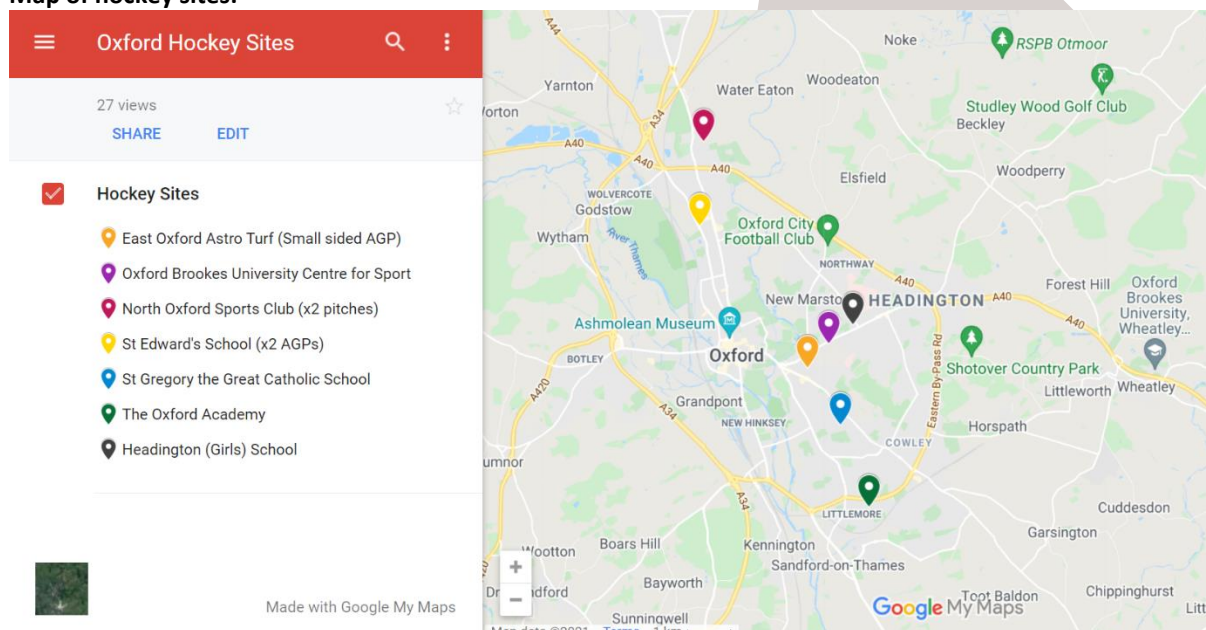
- All of the existing natural turf pitches at these club based sites are being overplayed and some quite heavily overplayed.
- None of the above listed pitches currently score above adequate or standard on the drainage and maintenance assessment (M1/D1) which limits those pitches to a maximum of 2 match equivalent sessions per week – and those that score below this; fewer sessions per week.
- If this pitch quality scoring could be increased through an improved maintenance and drainage programme at the site then this would increase the carrying capacity of the pitches allowing them to cope better with the existing levels of play and for the senior pitches at Horspath Athletics Ground it would support more training/matches per week.
- A combined programme provides the greatest impact in terms of increasing carrying capacity across these pitches (an additional 31 match equivalent sessions per week), but not to the extent of accommodating all of the current usage (55 match equivalent sessions per week). Only the 2 senior pitches at Horspath Athletics Ground would be brought to being at or under capacity with any of these options*. All other pitches would remain overplayed, but arguably in a better condition to handle the current level of play.
- Since this scenario was tested a third senior pitch has now been added to the site where a cricket pitch was removed. This will now allow the two senior pitches to be played to capacity only and provide greater options for increasing carrying capacity at the site if maintenance and/or drainage improvements are implemented across the natural turf pitches.

Recommendations

- Support the RFU and local Clubs to improve pitch quality through external funding opportunities, and to increase carrying capacities through improved pitch maintenance - via linking to RFU PCP (Pitch Contractor Partnership).
- Increase changing provision and social space at Horspath Athletics Ground and Oxford RFC to aid game development.
- The RFU and clubs look to secure long term lease on St Peter's Field for Oxford RFC.
- Investigate feasibility of World Rugby compliance at all new AGP sites.
- Explore sports lighting for senior pitches at The Oxford Academy and Oxford RFC.
- Support Littlemore RFC to secure long term lease of pitches at The Oxford Academy site.

3.3 Hockey pitches (AGP's)

Map of hockey sites:



Google Map of sites can be found [here](#).

Summary

- According to the Active Places Power Audit there are a total of 13 operational Hockey AGP's in the city; all but 3 of which are owned by educational bodies. The other 3 are owned by the Local Authority; 2 located at Banbury Road North Sports Ground, but are managed by the Sports Club there; Oxford Hawks HC and 1 located at East Oxford Astro.
- From these; 9 of the pitches have been included in this study, 8 of which are full sized, 3 are sand-filled and 6 are sand-dressed. All have sports lighting however the pitch at Headington Girls School is currently restricted to 8pm. The missing 4 sites are all educational sites that did not engage in this process, but currently offer no community use.
- There are only 3 pitches within the study that do not currently offer formal community use; 2 at St Edwards School and 1 at St Gregory the Great School. However St Edwards School are used sporadically by Oxford Hawks HC as an overflow site and the school have highlighted that they are interested in introducing more formal community use moving forwards. It is currently unclear what this would look like in terms of days/times and whether that would meet any of the hockey club's needs.
- The AGP at St Gregory the Great has not been used for hockey for some time and has a quality rating of 'poor'. Recently an agreement has been reached between the relevant parties to replace the surface with a football AGP subject to available funding. England Hockey is keen to see some displacement of football from Headington Girls School on the development of this site to support much needed training time for Oxford HC.
- The AGP at East Oxford Astro is a small 36 x 21 AGP that offers informal community use and booked through pitchhooking.com; there is currently no club use at this site.
- The 8 full sized operational pitches provide 98 peak community use hours during the week, 38 match slots on a Saturday and 37 match slots on a Sunday.
- Both pitches at North Oxford Sports Club are being overplayed as the pitches are home for Oxford Hawks Hockey Club, Adastral Hockey Club and also provide some football use.
- The Oxford Academy shows spare capacity of 10 hours during the week and 8 match slots each on a Saturday and a Sunday – however the pitch can be booked informally for other community use through the school so the hockey clubs do not have exclusive use. There may also be some issues accessing ancillary provision that mean this is not a suitable site for training or matches.
- All other pitches are being played to capacity.
- According to the Active Places Power Audit there are also 9 natural turf hockey pitches in the city – all of which are owned by educational bodies, none of which currently offer community use and are not recognised by England Hockey for competitive use – these have therefore not been included within this study.
- There are 4 Hockey Clubs in the city all of which engaged in this PPS process. These 4 clubs have 43 adult teams between them; 21 senior men's, 19 senior women's and 2 senior mixed teams plus a total of 584 junior players. It

should be noted that Oxford Brookes HC and Oxford HC have recently merged and Adastral HC only have 1 mixed team that plays friendly matches.

- Oxford Hockey Club have reported unmet demand for ladies social play and Back 2 Hockey sessions.
- Team Generation Rates (TGR's) based on future population indicate that participation is anticipated to create an additional 1 senior men's team. The Active Places Power Playing Pitch Calculator estimates demand of a further 1.85 adult and 0.5 junior match equivalent sessions per week for matches and a further 5.5 hours on a sand based AGP per week for training by 2039.
- The Active Places Power Playing Pitch Calculator estimates demand for a further 0.46 sand based AGP by 2039.

Scenarios

Education – What would happen if community use at educational sites was removed – if those sites were no longer happy to support community use due to other pressures on schools/colleges?

- With no spare capacity across the non-educational sites for hockey, all of the play currently at the educational sites would be displaced. This equates to 40 peak weekday hours and 27 weekend match slots for hockey.
- In this scenario it would be critical to look at maximising the non-educational sites through better timetabling, over-marking pitches and exploring additional pitches in a bid to re-home the displaced play.
- It is worth noting that the sites with the greatest amount of community use currently are Brookes Sport Headington and The Oxford Academy and both of these have secured community use agreements in place making this scenario unlikely.
- In summary there is a significant amount of hockey use that is reliant on educational sites and removal of this would displace a large amount of play.

If Oxford Hockey Club were to gain an additional dedicated AGP what impact would that have on the existing sites they are currently using and what opportunities would that create for other clubs in the city and for hockey use generally?

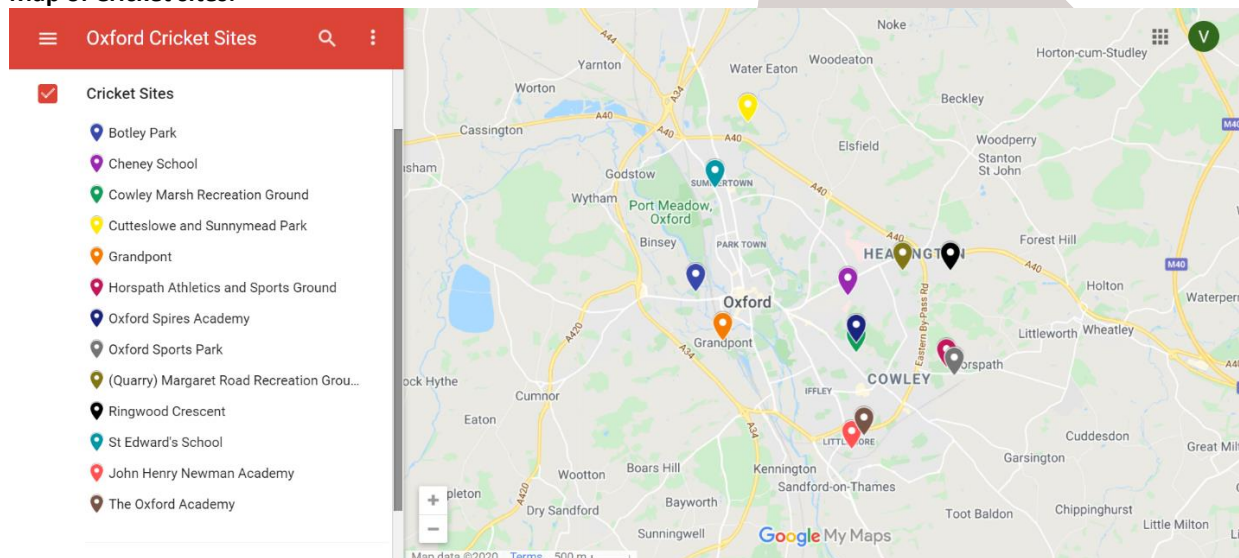
- The club would no longer require sporadic use of The Oxford Academy, but this usage is relatively low (10 hours per week maximum) and it is not expected that the academy would have trouble filling those slots.
- The club's usage at Headington School would also reduce (in the short term) as that would become their 3rd pitch mainly used by the lower teams. However the club could grow to fill the capacity at the school again through emerging teams and new informal use.
- Providing the club with a consolidated base creates a more sustainable model for the club's future and growth.
- There may be knock on opportunities around development of a clubhouse and the club moving to manage the site, becoming an asset owner which would further support the club's sustainability.
- The impact on Oxford Hawks Hockey Club is expected to be minimal if any at all.
- In summary the impact of this development is predicted as being mainly positive for hockey in the city and is something which the club would be encouraged to explore if funding opportunities were also made available from England Hockey, the University or other sources.

Recommendations

- Consolidating hockey into key sites to ultimately increase overall provision.
- Protecting the current active hockey sites.
- Exploring possibility of implementing CUA's at all relevant existing sites (Headington Girls School, St Edwards School and Oxford Brookes Headington.)
- Maximising capacity at Headington Girls School (exploring extending floodlight hours and gaining Tuesday evening usage from football.)
- Working with the sports clubs to explore how we can improve ancillary provision at Banbury Road North and improve access at The Oxford Academy.
- Exploring an informal offer at East Oxford Astro with Oxford HC.
- Explore the opportunity that a new football AGP could release capacity that could help hockey clubs meet some of their training demand.

3.4 Cricket pitches

Map of Cricket sites:



Google Map of sites can be found [here](#).

Summary

- According to the Active Places Power Audit there are a total of 32 operational cricket pitches in the city; all but 3 of which are owned by educational bodies. The other 3 at Botley Park, Cowley Marsh Park and Cutteslowe Park are owned by the Local Authority. Since this Audit there are now an additional 2 pitches at Oxford Sports Park.
- All of these pitches have been included within this study plus a number of key sites for cricket that sit outside of the study area such as Stratfield Brake. From these; 26 of the pitches are college sites or sites that sit outside of the city boundary which we have less information around and 15 are community or school pitches within the city.
- Out of the 15 community or school pitches 10 are natural turf wickets and 5 are artificial grass wickets, 1 site (Cheney School) is not available for community use and out of the 14 pitches available for community use only 4 are not currently used – Oxford Sports Park, St Edwards School (although this is used sporadically) and The John Henry Newman Academy.
- There is spare capacity of 60 match equivalent sessions per season across the natural turf wickets and this includes the new Oxford Sports Park site. This drops to 20 if the unsecured sites are removed.
- The majority of cricket usage is at unsecured college sites such as Oxford University Press. Although there is a risk that community use could be stopped at these sites, the colleges are all independent of each other so it is unlikely that this would happen en masse.
- On the artificial grass wickets spare capacity is showing across Botley Park, Grandpont Recreation Ground and Quarry Recreation Ground, but these are free, publicly accessible wickets that are non-bookable. There are 18 match equivalent sessions per season showing as spare capacity at Cutteslowe Park and 120 at Oxford Sports Park which is soon to be available for booking. That totals 138 match equivalent sessions per season.
- The natural turf wicket at Horspath Sports Ground was recently removed and replaced with a senior natural turf rugby pitch by agreement of the ECB, OCB, Oxford Harlequins RFC and the RFU as the cricket wicket did not meet ECB standards and was not actively being used for cricket. The rugby club have also secured funding and planning permission to install sports lighting on this pitch.
- Flooding and water logged pitches is reportedly an issue for clubs at Cowley Marsh, Cutteslowe Park, and Grandpont Recreation Ground.
- There are 3 cricket clubs based within the city boundary all of which engaged in this process, but another 4 clubs highlighted as key to the study area that were also included in this PPS; Horspath, Holton & Wheatley, Cumnor and Wytham CC. These 7 clubs have a total of 49 teams; 23 open age men's, 3 open age women's, 22 junior boy's and 1 junior girl's teams.
- Wolvercote Cricket Club who play at Cutteslowe Park have one senior team displaced to Brill CC and Aylesbury Vale CC as not enough space at Cutteslowe during peak times.
- Oxford Cricket Club have indicated they require more capacity to cater for all their youth fixtures.
- Team Generation Rates (TGR's) based on future population indicate that participation is anticipated to create an additional 0.5 senior men's, team. The Active Places Power Playing Pitch Calculator estimates demand of a further 33 open age and junior match equivalent sessions per season by 2039.

- Cumnor, Oxenford and Oxford Cricket Clubs have all predicted growth in their clubs; Cumnor CC 1 Women's Team (open age), Oxenford CC 1 Women's Team and 3 Junior Teams and Oxford CC a minimum of 1 Junior Team.
- The Active Places Power Playing Pitch Calculator estimates demand for a further 0.73 grass pitches by 2039.

Scenarios

Education – What would happen if community use at educational sites was removed – if those sites were no longer happy to support community use due to other pressures on schools/colleges?

- A minimal amount of the displaced cricket play could be picked up by spare capacity at non-educational sites in the city leaving 201 match equivalent sessions per season which could not be picked by non-educational sites.
- In this scenario it would be critical to look at maximising the non-educational sites through better timetabling, over-marking pitches and exploring additional pitches in a bid to re-home the displaced play.
- In summary there is a significant amount of hockey use that is reliant on educational sites and removal of this would displace a large amount of play.

What would the impact be of opening up a school/college site for community use on the current displaced match play?

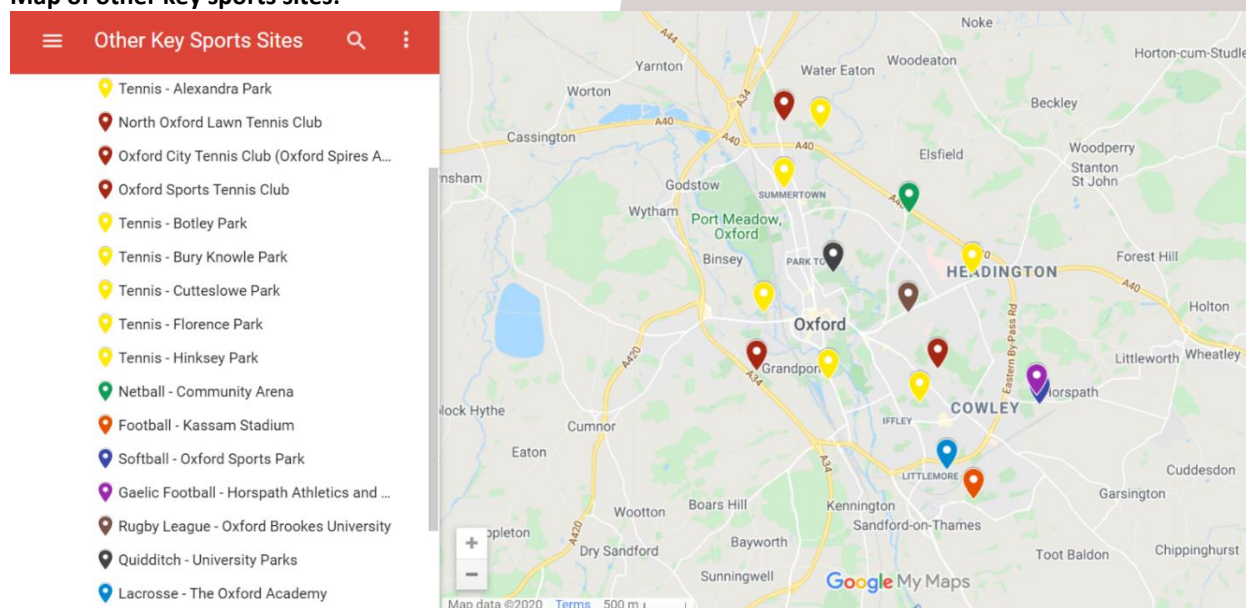
- The displaced play is due to the quality of the affordable pitches available for match play and the cost of the higher quality pitches available for match play – and not because there is no provision entirely (the data we have been able to collect indicates that there is actually already spare capacity of 60 match equivalent sessions per season). The average length of a cricket match also means that only 1-2 teams can play a match per day per pitch in the peak period so volume of play is restricted.
- Opening up further community use at educational sites would theoretically be able to accommodate the displaced play, but only if the sites were able to agree for the pitches to stay open beyond the school term.

Recommendations

- Explore opening/increasing access to Magdalen College School and St Edwards School
- As Open Cricket Teams (adult mixed) begin to increase in the city ensure there is access to multiple changing facilities at relevant sites on a match day.
- Explore the provision of square maintenance equipment for Oxford Sports Park.

3.5 Other Sports Pitches

Map of other key sports sites:



Google Map of other key sports sites can be found [here](#).

Summary

Tennis

- There are 4 city-based clubs – Norham Gardens, North Oxford, Oxford City and Oxford Sports Tennis Club. Norham Gardens Tennis Club use courts at Alexandra Park and North Oxford Tennis Club share their ground with Oxford Hawks Hockey Club.
- As well as the club courts the city has 35 community courts across 6 community park sites which are currently operated by Together Active:

- Alexandra Park – 6 courts + 9 grass courts
- Botley Park – 2 courts
- Bury Knowle Park – 4 courts
- Cutteslowe Park – 5 courts
- Florence Park – 5 courts plus sports lighting
- Hinksey Park – 4 courts
- Weather can dramatically reduce the number of outdoor playing hours and where there are no sports lit courts; shorter days in the autumn and winter can further reduce this.
- Both of the above highlight a need for community indoor facilities and/or covered/floodlit outdoor courts in the city.
- Issues have been reported around the safety of some of the court surfaces at the community park sites in the winter months caused by the build-up of moss.

Netball

- There are 5 city-based clubs – Abbey NC, Oxford Science Park NC, Oxford City NC, Oxford Royals NC and Summertown NC.
- The clubs mostly use school sites for training and matches or the Community Arena which has 6 courts and is a Central Venue for Netball in the County.
- There is a need for more indoor venues in the city to support Back to Netball and Walking Netball sessions to engage those less active/inactive.

Softball

- The Oxford Softball League involves 8-10 teams each year which mainly train and play at Horspath Athletics Ground – however there is some informal training pre-season in some of the city’s parks such as Cutteslowe and Oatlands Park.
- From 2020 the Softball League will be moving across the road to the Oxford Sports Park.
- Both Oxford University and Oxford Brookes University also have teams most years.

Lacrosse

- There are 3 city based clubs – Oxford University, Oxford Brookes University and Oxford City Lacrosse Club.
- Oxford City Lacrosse Club has 1 mixed, 1 women’s and 1 men’s team plus a junior programme and have recently moved from Horspath Athletics Ground to The Oxford Academy as they required access to sports lit pitches for winter training sessions.

Gaelic Football

- There is 1 club in the city Eire Og Oxford which are based at Horspath Athletics Ground and have 2 men’s teams, 1 ladies team and 3 youth teams.
- Some winter training also takes place at Cherwell School.
- The club have indicated a need for increased access to sports lit pitches for winter training sessions as well as access to storage facilities.

Rugby League

- The main club in the city is the Oxford Cavaliers which has 2 junior teams that train at Oxford Rugby Club and 1 senior team that trains at Oxford Brookes University. There is a professional team from this club of the same name who are currently taking a break, but were based at OURFC Iffley Road and The Oxford Academy.
- The Oxford University has 1 men’s team which train at Oxford University RFC and Oxford City FC.

Quidditch

- This emerging sport has 2 clubs in the city – Oxford University and Oxford Mammoths, both of which have 1 team currently.
- Both clubs currently train and play at University Parks; Oxford University term time only, but Oxford Mammoths train all year round.
- To grow the sport both clubs have highlighted the need for securing a home ground at a formal pitch site.

Other Sport Recommendations

- Explore funding opportunities for court surface improvement works at Bury Knowle and Hinksey Park courts as a priority and Cutteslowe and Botley Park courts in the longer term.
- Continue to be open to opportunities for funding to increase provision of indoor tennis courts and floodlit/covered outdoor tennis courts.
- Seek to improve the maintenance regime to support on-going and potential increased use of the community tennis courts in the city.
- Explore the opportunities presented by a new tennis contract for management and operation of the tennis courts within the City.

- Continue to support those clubs who have moved their training/matches to Oxford Sports Park including the creation of a sports park steering group.
- Support positive relations to be maintained between the clubs sharing use of Horspath Athletics Ground.
- Work with key partners such as OXSRAD and other disability sports clubs to improve access and better promote the sport.
- Protect the existing quantity of provision for these sports.

4. Strategic Recommendations

Within Sport England's technical guidance it highlights the need to identify key strategic priorities. These are shown below.

4.1 Strategic Aim - Protect

Recommendations that seek 'to protect playing pitch provision irrespective of ownership and the degree of community access and use, along with unused sites and land allocated as a playing field'.

- a) Protect the existing provision at all sites.
- b) Support local clubs in securing long term leases of pitches that help with sustainability of the club as well as ensuring the pitches remain as 'playing fields'. E.g. Oxford Rugby Club with St Peter's Field and Littlemore Rugby Club at The Oxford Academy.

4.2 Strategic Aim - Enhance

Recommendations that 'look to make the best use of existing provision ensuring better quality, access and management'.

- a) Explore CUA's with educational sites that do or could play an important role in the development, growth or sustainability of key local clubs. E.g. Barton Park, Brookes Sport Headington, Headington Girls School, Magdalen College School and St Edward's School.
- b) Support sustainability and community accessibility of all Hub sites through site specific actions. This includes exploring opportunities to improve the quality of natural turf pitches at Blackbird Leys Park and Court Place Farm and developing/working with effective Stakeholder Groups at Horspath Athletics Ground and Oxford Sports Park.
- c) Introduce further measures within the planning and development stages of new sites and facilities that help to ensure wide community use. This includes a process whereby all new planning applications that include recommendation of a CUA are followed up to ensure the CUA is put into practice. Plus; exploring at initial stages of any further AGP developments whether it would be appropriate to also have them as World Rugby compliant. It should also reflect a Healthy Place Shaping approach with measures that support and encourage active travel to and from the site.

4.3 Strategic Aim – Provide

Recommendations around the suggestion that 'new natural and/or artificial grass pitches are required to meet current and/or future demand'.

- a) Better utilise existing natural turf pitch stock where possible and required by looking at options for over-marking of pitches and exploring sites where additional pitches could be marked out
- b) Support the current development plans for a football AGP to replace the existing AGP at St Gregory the Great School and plans to provide new AGPs at the south site of The Cherwell School.
- c) Review the city's AGP provision annually to ensure it is meeting ongoing increasing needs.

5. Action Plan

This site-by-site action plan list seeks to address key issues that have been identified through the Strategy. It provides recommendations based on current levels of usage, quality and future demand, as well as the potential of each site for enhancement.

Action Plan Columns:

Site ID, Site, Sport, Management, Current Status and Recommended Actions all self-explanatory.

Partners

The column indicating Partners first refers to the **lead organisation** identified to deliver the actions and the support partners to help deliver the actions.

Site Hierarchy Tier

To allow for facility developments to be prioritised and programmed within a phased approach a tiered model for the improvement of playing pitch sites and associated facilities is recommended and so the following has been used.

Hub sites	Key sites	Local sites	Reserve sites
Strategically located. Priority sites for NGB.	Strategically located within the analysis area.	Serves the local community. Likely to include education sites.	Serves the local community.
Accommodates three or more good quality natural turf pitches. Including provision of at least one AGP.	Accommodates two or more good quality natural turf pitches.	Accommodates more than one pitch.	Likely to be single-pitch site.

Accommodates three or more good quality natural turf pitches. Including provision of at least one AGP.	Accommodates two or more good quality natural turf pitches.	Accommodates more than one pitch.	Likely to be single-pitch site.
Single or multi-sport provision. Could also operate as a central venue.	Single or multi-sport provision. Could also operate as a central venue.	Single or multi-sport provision.	Supports informal demand and/ or training etc.
Good quality ancillary facility on site, with sufficient changing rooms and car parking to serve the number of pitches.	Good quality ancillary facility on site, with sufficient changing rooms and car parking to serve the number of pitches.	Appropriate access changing to accommodate both senior and junior use concurrently (if required).	No requirement for access changing to accommodation.

Hub sites are of city wide importance where users are willing to travel to access the range and high quality of facilities offered and are likely to be multi-sport.

Key sites although these sites are more community focused, some are still likely to service a wider analysis area (or slightly wider). However, there may be more of a focus on a specific sport i.e. a dedicated site.

Local sites refer to those sites which are generally one and two pitch sites and may be Council owned hired to clubs for a season or are sites which have been leased on a long-term basis. However, they are also likely to be private club sites serving one particular sport.

Reserve sites could be used as overspill for neighbouring sites and/or for summer matches/competitions, training or informal play. They are most likely to be single-pitch sites with no ancillary facilities or school sites where there is no current demand for community use.

Timescales

The action plan has been created to be delivered over a sixteen year period. Some information within the Strategy and Action Plan will require updating as developments occur. The timescales relate to delivery times and are not priority based.

Timescales: (S) -Short (1-2 years); (M) - Medium (3-5 years); (L) - Long (6+ years).

Cost

The strategic actions have been ranked as low, medium or high based on cost. The brackets in which these sit are:

(L) -Low - less than £50k; (M) -Medium - £50k-£250k; (H) -High £250k and above. These are based on Sport England's estimated facility costs which can be found at <https://www.sportengland.org/media/13346/facility-costs-q2-18.pdf>

Aim

Each action seeks to meet at least one of the three aims of the Strategy:

- Enhance – 'look to make the best use of existing provision ensuring better quality, access and management'
- Provide – 'new natural and/or artificial grass pitches are required to meet current and/or future demand'
- Protect – 'need to protect playing pitch provision irrespective of ownership and the degree of community access and use, along with unused sites and land allocated as a playing field'

Site ID	Site	Sport	Management	Current Status	Recommended Actions	Partners	Site Hierarchy Tier	Timescales	Cost	Aim
238	Banbury Road North Sports Ground	AGP	Sports Club	Two full sized, sports lit sand-dressed AGP's rated as good. Home facility for Oxford Hawks HC and also base for Adastral HC. No capacity across these pitches which also accommodate 12 hours of football use/week. Shared site with North Oxford Tennis Club who have 19 good quality courts. All clubs at site have highlighted development requirement around Clubhouse and changing rooms.	Protect existing provision at site.	Oxford City Council	Key	L	L	Protect
		M						M	Enhance	
	Tennis	Work with the club to explore opportunities to improve ancillary provision including club house and changing facilities.			England Hockey, Oxford City Council, Sport England	S	L	Enhance		
238	Barton Park	Football	Local Authority	One adult football pitch and 1 football 9v9 AGP. Both of good quality. New pitches that are being used by Barton United and Headington Amateurs FC's but will have some further community use options in future. There is also one 9v9 natural turf pitch on the adjacent school site which will be subject to a CUA.	Set up a Stakeholder & User group to support inclusive usage of the site.	Oxford City Council, OFA	Key	S	L	Enhance
		S						L	Enhance	
		AGP			Work with school and partners to agree and implement a CUA.	Oxford City Council, School	M	L	Protect	
	Barton Bradley Recreation Ground	Football	Local Authority	One junior 11v11 and one mini soccer 7v7 pitch. Currently used by	Protecting existing provision at this site.	Oxford City Council	Local	L	L	Protect

Site ID	Site	Sport	Management	Current Status	Recommended Actions	Partners	Site Hierarchy Tier	Timescales	Cost	Aim
				Quarry Rovers FC, but extent to which unknown so there may be some spare capacity here.						
	Bayards Hill	Football	School	One junior 9v9 and one mini soccer 5v5 pitch of standard quality. Previously used by Barton United FC. There may be some spare capacity here, but extent to which is unknown.	Explore opportunity for a Community Use Agreement (CUA)	Oxford City Council, OFA	Local	M	L	Enhance
239	Blackbird Leys Park	Football	Local Authority	One adult football, one junior 9v9 and four mini soccer 7v7 pitches all rated as average. There is no capacity on the adult pitch, but there may be some available on the junior pitches – these are currently used by Blackbirds FC but with unreported casual use the extent of spare capacity unknown. New AGP at same site ran by Fusion Lifestyle.	Explore opportunities to improve quality of the natural turf pitches including seeking funding.	Oxford City Council, OFA	Hub	S	L	Enhance
					Work with clubs and Leisure Provider around better utilisation of site facilities such as AGP and changing rooms.	Oxford City Council, OFA	S	L	Enhance	
	Botley Park	Cricket	Local Authority	One artificial grass cricket pitch rated as good potentially able to accommodate additional play, but as the pitch is publicly accessible the extent to which is unknown.	Protect existing provision.	Oxford City Council, OCB	Reserve	L	L	Protect
					Work with Community Association to improve community use.	Oxford City Council	S	L	Enhance	

Site ID	Site	Sport	Management	Current Status	Recommended Actions	Partners	Site Hierarchy Tier	Timescales	Cost	Aim
	Boults Lane Recreation Ground	Football	Local Authority	One adult 11v11 football pitch, one 9v9 pitch and two 7v7 pitches. All pitches rated as good. Currently used by Marston Saints FC, but extent to which is unknown so there may be some spare capacity. Owned and managed by Parish Council. Football Foundation has recently provided 6 years of funding over a 10 year period for a pitch improvement project.	Protect existing provision.	Parish Council	Local	L	L	Protect
240	Brookes Sport Headington	AGP	University	One full sized, sports lit sand dressed AGP rated as good. No capacity as site is used exclusively by Cheney School during school times and then Oxford Brookes HC and Oxford HC (who have recently merged) and Quarry Rovers FC at the remaining peak times.	Explore formal CUA to protect existing club use.	Oxford City Council	Key	S	L	Enhance
					Include this as one of the consolidated sites for Oxford HC. (NB. Quarry Rovers FC may be moving majority of usage to St Gregory the Great School AGP if/when developed.)	England Hockey	M	L	Enhance	
	Bullington Community Centre	Football	Local Authority	One junior football 9v9 pitch rated as average. Currently used by Bullington FC, but extent to which is unknown so there may be some spare capacity.	Protect existing provision. Explore opportunities to improve ancillary facilities at Community Centre.	Oxford City Council Oxford City Council	Local	L S	L H	Protect Enhance
	Cheney School	Football	School		Explore CUA at site.		Reserve	M	L	Enhance

Site ID	Site	Sport	Management	Current Status	Recommended Actions	Partners	Site Hierarchy Tier	Timescales	Cost	Aim
		Cricket		One adult football, one natural turf cricket and one junior rugby pitch all rated as good. There is currently no community use at this site but the school are interested in exploring options for this.	Understand any aspirations for developing school site.	Oxford City Council Oxford City Council				Enhance
		Rugby Union								
	Church Cowley Saint James CE Primary School	AGP	School	One small sized AGP rated as good. Surface type unknown. Currently no community use at the site.			Reserve			
241	Cowley Marsh Park	Football	Local Authority	Two adult football, one junior 9v9, one mini soccer 7v7 and one natural turf cricket pitch all rated as average. The junior football pitch is being overplayed by 4 match equivalent sessions per week and all other pitches are at capacity. Issues with flooding in wet weather.	Explore opportunities to improve quality of the natural turf football pitches.	Oxford City Council, OFA	Local	M	L	Enhance
		Cricket								
	Cutteslowe Park	Football	Local Authority	Four adult football and six mini soccer 7v7 pitches rated as average plus one natural turf cricket and one artificial grass cricket pitches rated as good. The Junior football pitches are being overplayed by 1 match equivalent session per week and	Explore opportunities to improve quality of the natural turf football pitches including seeking funding. Support Wolvercote Cricket Club with installation of new net facilities at site.	Oxford City Council, OFA OCB, Oxford City Council	Hub	S	L	Enhance
		Cricket						S	L	Enhance

Site ID	Site	Sport	Management	Current Status	Recommended Actions	Partners	Site Hierarchy Tier	Timescales	Cost	Aim
				the adult football pitches are at capacity. The natural turf cricket pitch is also at capacity but the artificial grass cricket pitch shows spare capacity of 18 match equivalent sessions per season. Issues with flooding in wet weather.						
242	Court Place Farm	Football	Local Authority	Two adult, one junior 9v9 and two junior 7v7 football pitches all rated as average plus two football 11v11 AGPs. Understand all pitches to be at capacity with main use by Oxford City FC who manage all of the AGP bookings. Natural turf pitches booked through Local Authority.	Explore opportunities to improve quality of the natural turf football pitches. Protect existing provision at site.	Oxford City Council, OFA Oxford City Council, OFA	Hub	S	L	Enhance
		AGP						L	L	Protect
	Donnington Recreation Ground	Football	Local Authority	One junior football 9v9 and one mini soccer 7v7 pitches both rated as average. The 9v9 pitch shows spare capacity of one match equivalent session per week, but there is no spare capacity on the mini soccer pitch. Main use from Donnington FC.	Protect existing provision at site. Explore opportunities for ancillary facilities such as toilet provision.	Oxford City Council Oxford City Council, OFA, Sport England	Local	L	L	Protect
		L						L	Enhance	
	East Oxford AGP	AGP	Local Authority	One small sized, sports lit sand filled AGP rated as standard. Informal community use with	Work with local hockey clubs to explore informal use around	England Hockey, Oxford City Council	Local	S	L	Enhance

Site ID	Site	Sport	Management	Current Status	Recommended Actions	Partners	Site Hierarchy Tier	Timescales	Cost	Aim
				some spare capacity each week, but timings changeable due to nature of use.	Walking/Back to Hockey offer.					
	Five Mile Drive	Football	Local Authority	Two junior football 9v9 and five mini soccer 5v5 pitches all rated as average. Main usage at site is by Summertown Stars FC and currently no spare capacity. Issues with water-logged pitches during winter months.	Explore opportunities to improve quality of the natural turf football pitches.	Oxford City Council, OFA	Local	M	L	Enhance
					Protect existing provision.					Oxford City Council
243	Grandpont Recreation Ground	Football	Local Authority	One adult football and four mini soccer 7v7 pitches all rated as poor during winter months. Plus one artificial grass cricket pitch rated as average. All football pitches currently at capacity. Cricket pitch potentially able to accommodate additional play, but as the pitch is publicly accessible the extent to which is unknown. Issues with water-logged pitches during winter months.	Protect existing provision.	Oxford City Council	Local	L	L	Protect
		Cricket			Explore opportunities for any further pitch improvements.					Enhance

Site ID	Site	Sport	Management	Current Status	Recommended Actions	Partners	Site Hierarchy Tier	Timescales	Cost	Aim
244	Headington Girls School	Football	Independent School	One adult football pitch and one full sized, sports lit (but limited to 8pm) sand dressed AGP. No capacity on the AGP which has a regular Tuesday night football booking and the rest of the time is used by hockey.	<p>Explore CUA with school for local hockey club.</p> <p>Explore maximising capacity for hockey club by extending sports lighting hours.</p> <p>Explore maximising capacity for hockey club by re-allocating Tuesday night football usage to new AGP site.</p>	<p>Oxford City Council</p> <p>England Hockey, Oxford City Council</p> <p>England Hockey, OFA</p>	Local	S	L	Enhance
		AGP					S	L	Enhance	
		S					L	Enhance		
	Herschel Crescent	Football	Local Authority	One adult football and one junior 9v9 football pitch both rated as good, but not currently marked out. The site is managed by the Parish Council. No club based at site and no recent use. Spare capacity expected.	Site identified for re-allocation of local pitch provision (from Sandy Lane) – work with Parish Council to explore these opportunities.	Oxford City Council, Parish Council, Sport England	Reserve	M	H	Provide
	Hinksey Park	Football	Local Authority	One junior football 9v9 pitch rated as average. Main usage is from Hinksey Park FC and so there is no spare capacity.	Protect existing provision	Oxford City Council	Reserve	L	L	Protect

Site ID	Site	Sport	Management	Current Status	Recommended Actions	Partners	Site Hierarchy Tier	Timescales	Cost	Aim
245	Horspath Athletics Ground	Football	Sports Club	One adult football, three senior rugby, four mini rugby plus one sports lit AGP. All rugby pitches scored M1/D0 or D1 and a user rating of good overall. New rugby AGP rated as good and football pitch rated as average. Natural turf pitches are also used by local Gaelic Football. No spare capacity across natural turf pitches but some spare capacity on the AGP however this may be taken by the local University teams.	Set up cross-site Stakeholder & User Group. Work with stakeholders to look at long term sustainability of site. Work with the club to explore opportunities to increase changing provision and social space at site. Improve rugby pitch quality to increase carrying capacities through improved pitch maintenance and/or drainage	Oxford City Council	Hub	S	L	Enhance
		Rugby Union						S	L	Enhance
		AGP						L	M	Enhance
	Iffley Road Sports Complex	Rugby	University	Water based hockey pitch, Adult Rugby pitch (Oxford university Rugby Club), Athletics Track and indoor sports complex	Explore CUA with Oxford University	Oxford City Council	Reserve	S	L	Enhance
Hockey										
	LarkRise Primary School	Football	School	Two junior football 7v7 pitches rated as standard. Currently no community use at site, but school have indicated they are interested in exploring this.	Explore CUA with the school.	Oxford City Council	Reserve	S	L	Enhance

Site ID	Site	Sport	Management	Current Status	Recommended Actions	Partners	Site Hierarchy Tier	Timescales	Cost	Aim
	Leys Pool & Leisure Centre	AGP	Leisure Provider	One football 7v7 AGP rated as excellent. Spare capacity of 14 match equivalent sessions per weekend.	Explore with the Leisure Operator having the AGP tested and added to The FA 3G register so can be used for match play.	Fusion Lifestyle	Hub	M	L	Protect
	Magdalen College School	Cricket	Independent School	One natural turf cricket and 3 senior rugby pitches. Currently no community use at site, but could be a key site for local cricket clubs.	Explore CUA with school for local Cricket Club.	Oxford City Council, OCB	Reserve	S	L	Enhance
		Rugby								
246	New Marston Primary School	Football	School	One natural turf pitch, not formally marked out but permanent goals in place and some community use in partnership with Oxford City FC	Explore CUA with the school.	School, Club	Reserve	S	L	Enhance
	Orchard Meadow Primary School	Football	School	One mini soccer 7v7 pitch rated as standard. Not currently available for community use, but school have indicated they are interested in exploring this.	Explore CUA with the school.	Oxford City Council	Reserve	S	L	Enhance
	Oxford Rugby Club	Rugby Union	Sports Club	Three senior rugby (one of which is sports lit) and eight mini rugby pitches all rated as adequate by users with a score of M1/D1. All pitches being over-played and issues reported with utility services at the site.	Explore opportunities to add sports lighting (200 lux) on pitch 2. Secure long term lease on St Peter's Field. Increase changing provision and social	RFU, Club RFU, Club RFU, Club	Key	M M M	L L H	Enhance Protect Enhance

Site ID	Site	Sport	Management	Current Status	Recommended Actions	Partners	Site Hierarchy Tier	Timescales	Cost	Aim
					<p>space to aid game development</p> <p>Improve rugby pitch quality to increase carrying capacities through improved pitch maintenance and/or drainage.</p>	RFU, Club		S	M/H	Enhance
247	Oxford Spires	Football	Leisure Provider	Two adult football, one natural turf cricket and one senior rugby pitch all rated as good. Community use available with spare capacity. Bookings managed by Fusion Lifestyle.	Protect existing provision	Oxford City Council	Local	L	L	Protect
		Cricket								
		Rugby Union								
247	Oxford Sports Park	Football	Sports Club	Five adult football, two natural turf cricket, two artificial grass cricket and 8 small sized football AGPs – all new and rated as good/excellent. Community use available but spare capacity unclear at this time as site only recently opened and now being managed by Oxford United FC who are the main user.	<p>Developing effective Stakeholder & User group.</p> <p>Engage a local club to base themselves at the site and explore community use.</p> <p>Explore provision for cricket square maintenance.</p> <p>Explore community access of pitches for football.</p>	Oxford City Council	Hub	S	L	Enhance
		AGP						S	L	Enhance
		Cricket								Enhance
						OCB, Oxford United FC, Cricket Club				Enhance

Site ID	Site	Sport	Management	Current Status	Recommended Actions	Partners	Site Hierarchy Tier	Timescales	Cost	Aim
248	Quarry Recreation Ground	Football	Local Authority	One adult football, one junior 9v9, two mini soccer 7v7 and one artificial grass cricket pitch. All football pitches rated as average and cricket pitch rated as good. It is believed all pitches are at capacity if not being over played. Some issues with stones coming through the pitch. Cricket pitch potentially able to accommodate additional play, but as the pitch is publicly accessible the extent to which is unknown.	Explore opportunities to improve quality of the natural turf football pitches.	Oxford City Council, OFA	Local	M	L	Enhance
		Cricket								
	Rose Hill	Football	Local Authority	One adult football and one junior football 7v7 pitch rated as average. New local club Rose Hill Youth FC now using pitches. Some spare capacity on the junior pitch dependant on new clubs usage.	Explore sports lighting options for site.	Club, Oxford City Council	Local	S	L	Enhance
Ringwood Crescent – now known as Grovelands Sports Ground	Football	Local Authority	One junior football 9v9, one mini soccer 7v7 and one natural turf cricket pitch all rated as good. Football pitches both at capacity and mainly used by Headington Youth FC,	Explore opportunities to invest in improvements at the site from local developers.	Parish Council, Oxford City Council	Local	M	M	Enhance	
	Cricket									

Site ID	Site	Sport	Management	Current Status	Recommended Actions	Partners	Site Hierarchy Tier	Timescales	Cost	Aim
				but some spare capacity on the cricket pitch. Site is owned and managed by Parish Council. Football Foundation has recently provided 6 years funding over 10 year period for a pitch improvement project.						
249	Sandy Lane	Football	Local Authority	Two adult football, one junior football 9v9 and one mini soccer 7v7 pitches all rated as average. There is currently no spare capacity. The pitches here are used as over flow by the Parks Team at Oxford Direct Services when other pitches are water-logged/over booked.	Explore the relocation of all pitches at Sandy Lane with proposals to relocate two adult pitches to Herschel Crescent, one new 7v7 at Blackbird Leys Park (or within the locality) and pitch improvement works/hybrid pitch replacement of adult 11v11 pitch at Blackbird Leys Park	Parish Council, Oxford City Council	Reserve	M	H	Provide
	St Philip & St James School	AGP	School	One sand dressed, small sized, sports lit AGP recently refurbished used by Summertown Stars FC to capacity.	Work with the school to explore improved sports lighting at site (only one side currently lit).	OFA, Oxford City Council, School	Reserve	S	L	Enhance
	St Christopher's C of E School	Football	School	Three mini soccer 5v5 pitches all rated as good. Not currently available for community use, but school interested in exploring this.	Explore CUA with school.	Oxford City Council	Reserve	S	L	Enhance
	St Edwards School	Football	Independent School	One junior football 11v11, two junior football 9v9, eight senior rugby, six natural turf	Explore CUA's with school and local clubs currently utilising the site informally.	Oxford City Council,	Reserve	S	L	Enhance

Site ID	Site	Sport	Management	Current Status	Recommended Actions	Partners	Site Hierarchy Tier	Timescales	Cost	Aim
		AGP		cricket and two AGP's. There is some sporadic community use by Oxford Hawks HC and Wolvercote Cricket Club, but school interested in increasing this if requirements of the clubs can be met. All pitches rated as good/excellent.		England Hockey, OCB				
		Rugby								
		Cricket								
250	St Francis C of E Primary School	Football	School	One mini soccer 7v7 pitch rated as standard. Not currently available for community use, but school have indicated they would be interested in exploring this.	Explore CUA with school.	Oxford City Council	Reserve	S	L	Enhance
	St Gregory the Great School	AGP	School	One full sized, sports lit sand filled AGP rated as poor. No hockey use due to condition of site.	Support the improvement of the existing AGP facilities at this site including feasibility around the option of a full sized football 3G.	Relevant NGB, Sport England, Oxford City Council	Local	S	H	Enhance
	St Nicholas Primary School	Football	School	One mini soccer 7v7 pitch rated as poor. Pitch is available for community use but currently un-used – potentially due to quality of pitch.			Reserve			

Site ID	Site	Sport	Management	Current Status	Recommended Actions	Partners	Site Hierarchy Tier	Timescales	Cost	Aim
	St Mary & St John CE Primary School	Football	School	One junior 7v7 football pitch rated as good. Pitch is available for community use but currently un-used.	Explore CUA with school.	Oxford City Council	Reserve	S	L	Enhance
251	The Cherwell School - North site	Football	School	Two adult football pitches rated as good. School looking to develop a full sized sports lit football AGP and potentially a sand-dressed AGP at site which would be utilised by Summertown Stars FC and Mansfield Road FC.	Support the development of new AGPs.	Relevant NGB, Sport England, Oxford City Council Oxford City Council	Reserve	S	H	Provide
					Explore CUA with the school as part of planning application conditions.			S	L	Enhance
	The Cherwell School - South site	Rugby	School	Currently no rugby community use as Oxford Harlequins RFC used to be based at site but have moved to Horspath Athletics Ground. Grass pitches now being used for football by Summertown Stars			Reserve			
	The Kassam Stadium	Football	Private	One professional adult football pitch not available for community use. Home ground for Oxford United FC.			Local			
	The Oxford Academy	Football	Academy	One adult football, one natural turf cricket, one senior rugby pitch and 3 sports lit AGP's (one	Explore improving access to ancillary provision at site for local clubs.	England Hockey, Club	Local	S	L	Enhance
		AGP								

Site ID	Site	Sport	Management	Current Status	Recommended Actions	Partners	Site Hierarchy Tier	Timescales	Cost	Aim
252		Rugby		<p>rubber 11v11, one rubber 9v9 dome and one full sized sand-dressed). Football, cricket and AGP's rated as good. Rugby pitch rated as adequate with score of M0/D1. Football pitch used by Greater Leys FC and Florence Park FC. Some sporadic use by Oxford HC. The football, cricket and AGP's all show some spare capacity. Rugby pitch used by Littlemore RFC and is currently over-played. The school manage all bookings and so there is also a lot on informal community use booked. Oxford City Lacrosse Club have recently moved their 3 teams and junior programme here.</p>	Support local rugby club in securing long term lease of pitches at the site.	RFU, Club, School		M	M	Protect
		Cricket			Explore opportunities to add sports lighting to senior rugby pitch.	RFU, Club, School		S	M/H	Enhance
					Improve rugby pitch quality to increase carrying capacity through improved pitch maintenance and/or drainage.					Enhance
	Windmill School	Football	School	Two mini soccer 7v7 pitches rated as standard. Available for community use but currently unused.			Reserve			
	Wood Farm School	Football	School	Two mini soccer 5v5 pitches rated as standard. Available for community use but currently unused.			Reserve			

6. How the Strategy will be delivered, monitored and updated.

It is important that there is good governance in place to ensure that these recommendations and action plan are implemented. The success of this strategy and the benefits that are gained are dependent upon regular engagement between all partners involved and the adoption of a strategic approach.

The role of the Steering Group will not end with the completion of the PPS document; instead each member of the group should take the lead to ensure the PPS is used and applied appropriately within their area of work and influence.

It is therefore proposed that the Steering Group will continue to meet every 6 months to update the action plan and the strategy will be refreshed every 5 years.


The six monthly reviews will address:

- How the delivery of the recommendations and action plan has progressed and any changes required to the priority afforded to each action (e.g. the priority of some may increase following the delivery of others)
- How the PPS has been applied and the lessons learnt
- Any changes to particularly important sites and/or clubs in the area (e.g. the most used or high quality sites for a particular sport) and other supply and demand information
- Any development of a specific sport or particular format of a sport
- Any new or emerging issues and opportunities.

The approach to the strategy refresh every 5 years will be in line with Sport England’s Playing Pitch Strategy guidance.

The Council will also maintain regular meetings with the pitch sport NGBs and other relevant organisations to review general progress, developments, issues and opportunities.

To help ensure the PPS is delivered and is kept robust and up to date, the Steering Group will also refer to Sport England’s methodology Stage E Checklist: Deliver the strategy and keep it robust and up to date:

Stage E: Deliver the strategy and keep it robust and up to date	Tick 	
	Yes	Requires Attention
Step 9: Apply and deliver the strategy		
1. Are steering group members clear on how the PPS can be applied across a range of relevant areas?		
2. Is each member of the steering group committed to taking the lead to help ensure the PPS is used and applied appropriately within their area of work and influence?		

253

3.	Has a process been put in place to ensure regular monitoring of how the recommendations and action plan are being delivered and the PPS is being applied?		
Step 10: Keep the strategy robust and up to date			
1.	Has a process been put in place to ensure the PPS is kept robust and up to date?		
2.	Does the process involve an annual update of the PPS?		
3.	Is the steering group to be maintained and is it clear of its on-going role?		
4.	Is regular liaison with the NGBs and other parties planned?		
5.	Has all the supply and demand information been collated and presented in a format (i.e. single document that can be filtered accordingly) that will help people to review it and highlight any changes?		
6.	Have any changes made to the Active Places Power data been fed back to Sport England?		

7. Appendices

1. Site Overview datasets per sport:

1.1 Football:

Site	Community use category	Security of community use	Pitch Type	No of Pitches	Current Carrying Capacity for Community Use	Current Community Use	Total Extent of any Spare Capacity for Community Use	Comments
Barton Park	Available for community use and used	Secured	Adult Football	1	2	1	0	Site not open to public bookings currently. Pitch will be fully used by the Club based at the site so no spare capacity.
Barton Park 255	Available for community use and used	Secured	AGP (3G Rubber 9v9)	1	34	8	26	Site not open to public bookings currently.
Barton Bradley Recreation Ground	Available for community use and used	Secured	Junior Football 11v11	1	2	0	0	We know the site is used by Quarry Rovers FC, but club did not return survey. OFA report that Quarry Rovers have affiliated 2x U11 and 1x U12 team playing 9v9 here.
Barton Bradley Recreation Ground	Available for community use and used	Secured	Mini Soccer 7v7	1	4	0	0	We know the site is used by Quarry Rovers FC, but club did not return survey. OFA reported Quarry Rovers have affiliated an U9 7v7 team playing here.
Bayards Hill	Available for community use and used	Secured	Junior Football 9v9	1	2	0	0	We know the site is used by Barton United FC, but club did not return survey. Although no clubs listed here by OFA.

Bayards Hill	Available for community use and used	Secured	Mini Soccer 5v5	1	4	0	0	We know the site is used by Barton United FC, but club did not return survey. Although no clubs listed here by OFA.
Blackbird Leys Park	Available for community use and used	Secured	Adult Football	1	2	2	0	Issues with dog fouling. IOG/FA pitch report and visits completed - no improvements made.
Blackbird Leys Park	Available for community use and used	Secured	Mini Soccer 7v7	4	18	4	7	Blackbird FC potentially using site more than reported but not booking. Club Survey also not received. Issues with dog fouling. IOG/FA pitch report and visits completed - no improvements made.
Blackbird Leys Park	Available for community use and used	Secured	Junior Football 9v9	1	4	1	1	Blackbird FC potentially using site more than reported but not booking. Club Survey also not received. Issues with dog fouling. IOG/FA pitch report and visits completed - no improvements made.
Blackbird Leys LC AGP	Available for community use and used	Secured	AGP (3G Rubber 7v7)	1	34	20	14	Available capacity across weekends only.
Boults Lane Rec	Available for community use and used	Secured	Adult Football	1	2	0	0	We know the site is used by Marston Saints FC, but club did not return survey. Some issues around uneven/sloped surface. IOG/FA visits and report in place.
Boults Lane Rec	Available for community use and used	Secured	Mini Soccer 7v7	1	4	0	0	We know the site is used by Marston Saints FC, but club did not return survey. Some issues with uneven/sloped surface. IOG/FA 1st visit and report in place.

Bullington Community Centre (Peat Moors)	Available for community use and used	Secured	Junior Football 9v9	1	2	0	0	We know the site is used by Bullington FC (3 teams), but club did not return survey. Community Centre due for refurbishment.
Cheney School	Not available for community use	N/A	Adult Football	1	3	0	3	School interested in introducing Community Use
Cowley Marsh	Available for community use and used	Secured	Junior Football 9v9	1	2	6	0	Flooding in wet weather and maintenance around winter flooding.
Cowley Marsh	Available for community use and used	Secured	Mini Soccer 7v7	1	4	4	0	Flooding in wet weather and maintenance around winter flooding.
Cowley Marsh	Available for community use and used	Secured	Adult Football	2	4	4	0	Flooding in wet weather and maintenance around winter flooding.
Cotteslowe Park	Available for community use and used	Secured	Adult Football	4	8	2	0	We know the pitches are used by other adult teams, but not booked so likelihood is these are at capacity Flooding in wet weather. IOG/FA visits and reports in place. PIP visit highlighted the need to clear the brook at the bottom of the site to enhance drainage capacity.
Cotteslowe Park	Available for community use and used	Secured	Mini Soccer 7v7	6	24	25	0	Flooding in wet weather. IOG/FA visits and reports in place.
Court Place Farm	Available for community use and used	Secured	Adult Football	2	4	4	0	Main usage is by Oxford City FC. IOG/FA pitch report and visits completed - no improvements made.

Court Place Farm	Available for community use and used	Secured	Junior Football 7v7	2	4	4	0	Main usage is by Oxford City FC. IOG/FA pitch report and visits completed - no improvements made.
Court Place Farm	Available for community use and used	Secured	Junior Football 9v9	1	2	2	0	Main usage is by Oxford City FC. IOG/FA pitch report and visits completed - no improvements made.
Court Place Farm	Available for community use and used	Secured	AGP (3G Rubber both 11v11)	2	68	55	0	Bookings managed by Oxford City FC - we understands this to be at capacity.
Donnington Recreation Ground	Available for community use and used	Secured	Junior Football 9v9	1	2	1	1	
Donnington Recreation Ground	Available for community use and used	Secured	Mini Soccer 7v7	1	4	4	0	
Five Mile Drive	Available for community use and used	Secured	Junior Football 9v9	2	8	8	0	Summertown Stars Club at site. Water-logged during winter months. Issues with dog fouling.
Five Mile Drive	Available for community use and used	Secured	Mini Soccer 5v5	5	30	15	0	Summertown Stars FC potentially using site more than reported but not booking. We believe site to be at capacity. Water-logged during winter months. Issues with dog fouling.
Grandpont	Available for community use and used	Secured	Adult Football	1	2	2	0	Water-logged during winter months. Issues with dog fouling.
Grandpont	Available for community use and used	Secured	Mini Soccer 7v7	4	16	15	0	We believe this site is in fact at capacity due to casual use and water logging. Also issues with dog fouling.

Herschel Crescent	Available for community use and used	Secured	Adult Football	1	3	0	3	Parish Council site - no information on bookings but no listed affiliated club use from OFA.
Herschel Crescent	Available for community use and used	Secured	Junior Football 9v9	1	4	0	4	Parish Council site - no information on bookings but no listed affiliated club use from OFA.
Hinksey Park	Available for community use and used	Secured	Junior Soccer 9v9	1	2	0	0	Hinksey Park FC did not include this in their survey, but we believe they use this site to capacity.
Horspath Athletics Ground	Available for community use and used	Secured	Adult Football	1	2	0	0	We know the pitch is used by Horspath Mens FC, but club did not return survey. Horspath First and Res, Fairview First, M.IN.I and Quarry U15 all affiliated this as their home ground. Concerns from Gaelic Football club around space for on-going usage and storage.
Horspath Athletics Ground	Available for community use and used	Secured	AGP (3G Rubber 11v11 rugby)	1	34	20	14	Operated by Oxford Harlequins for the RFU. Club Surveys indicate over use, but we believe some of the teams will be sharing the pitch and so double-counted. Further data from Club has taken hours from 68/week to 20/week - 16 from rugby and 4 from football. Concerns from Gaelic Football club around space for on-going usage and storage.
Larkrise Primary School	Not available for community use	N/A	Junior Football 7v7	2	4	0	4	School interested in introducing Community Use

259

Orchard Meadow Primary School	Not available for community use	N/A	Mini Soccer 7v7	1	4	0	4	School interested in introducing Community Use
Oxford Spires	Available for community use and used	Unsecured	Adult Football	2	6	0	6	Community Use managed by Fusion Lifestyle
Oxford Sports Park	Available for community use and used	Secured	Adult Football	5	15	32	0	Oxford United manage pitches to a higher spec so carrying capacity should therefore be higher.
Oxford Sports Park	Available for community use and used	Secured	AGP (3G Rubber 2 x 5v5, 6 smaller)	8	272	0	272	Small sized pitches
Quarry Rec	Available for community use and used	Secured	Adult Football	1	2	2	0	Information gathered from bookings, but we believe club is using pitch more than it is being booked so potentially being over played. Some issues with stones coming through pitch and wear/tear on goal mouths. IOG/FA pitch report and visits completed - no improvements made.
Quarry Rec	Available for community use and used	Secured	Junior Football 9v9	1	2	1	0	Information gathered from bookings, but we believe club is using pitch more than it is being booked so potentially being over played. Some issues with stones coming through pitch and wear/tear on goal mouths. IOG/FA pitch report and visits completed - no improvements made.

Quarry Rec	Available for community use and used	Secured	Mini Soccer 7v7	2	8	2	0	Information gathered from bookings, but we believe club is using pitch more than it is being booked so potentially being over played. Some issues with stones coming through pitch and wear/tear on goal mouths. IOG/FA pitch report and visits completed - no improvements made.
Rose Hill	Available for community use and used	Secured	Adult Football	1	2	2	0	
Rose Hill	Available for community use and used	Secured	Junior Football 7v7	1	2	0	0	We know the pitch is used by Rose Hill Youth FC (2 teams - U11 and U9), but new club so did not return survey.
Ringwood Crescent	Available for community use and used	Secured	Junior Football 9v9	1	4	4	0	No listed affiliated club use from OFA.
Ringwood Crescent	Available for community use and used	Secured	Mini Soccer 7v7	1	6	6	0	No listed affiliated club use from OFA.
Sandy Lane	Available for community use and used	Secured	Adult Football	2	4	4	0	Used as an overflow pitch by Parks for booking.
Sandy Lane	Available for community use and used	Secured	Junior Football 9v9	1	2	2	0	Used as an overflow pitch by Parks for booking.
Sandy Lane	Available for community use and used	Secured	Mini Soccer 7v7	1	4	2	0	Used as an overflow pitch by Parks for booking.
St Philip & St James School	Available for community use and used	Secured	AGP	1	16	16	0	Used by Summertown Stars FC to its full capacity, but not specified in enough detail in their Club Survey.

St Christopher's C of E School	Not available for community use	N/A	Mini Soccer 5v5	3	18	0	18	School interested in introducing Community Use
St Edwards School	Available for community use but unused	N/A	Junior Football 11v11	1	4	0	4	Some use from Summertown Stars.
St Edwards School	Available for community use but unused	N/A	Junior Football 9v9	2	8	0	8	School interested in introducing Community Use
St Francis C of E Primary School	Not available for community use	N/A	Mini Soccer 7v7	1	4	0	4	School interested in introducing Community Use
St Nicholas Primary School	Available for community use but unused	N/A	Mini Soccer 7v7	1	6	0	6	School interested in introducing Community Use
St Mary & St John CE Primary School	Available for community use but unused	N/A	Junior Football 7v7	1	4	0	4	School interested in introducing Community Use
The Cherwell School - North site	Available for community use and used	Unsecured	Adult Football	2	6	0	6	Previously used by Oxford Harlequins who have now moved to Horspath. Summertown Stars FC interested in site.
The Kassam Stadium	Not available for community use	N/A	Adult Football	1	3	0	0	Stadium not available for community use.

The Oxford Academy	Available for community use and used	Secured	Adult Football	1	3	0	3	We believe Greater Leys FC and Florence Park FC are using this pitch but no Club Surveys received.
The Oxford Academy	Available for community use and used	Secured	AGP (3G Rubber 11v11 and 9v9/dome)	2	68	66	2	Bookings managed by School - combination of regular and ad hoc bookings so changes each week - this data is based on an average week.
Windmill School	Available for community use but unused	N/A	Mini Soccer 7v7	2	8	0	8	School interested in introducing Community Use
Wood Farm School	Available for community use but unused	N/A	Mini Soccer 5v5	2	8	0	8	School interested in introducing Community Use

263

1.2 Rugby:

Site	Community use category	Security of community use	Pitch Size	Pitch Type	Floodlit (Y/N)	User Quality Rating	Non-Technical Assessment - Quality Rating	Current carrying capacity at site	Current community use at site	Total spare capacity	Comments
Cheney School	Not available for community use	N/A	Junior/Senior	Natural	N	No club at site	M1/D1	2	0	2	School interested in community use
Horspath Athletics Ground	Available for community use and used	Secured	Mini/Midi	Natural	N	Good	M1/D1	1.5	8	0	Some concerns highlighted by Gaelic Football Club around space for on-going usage and storage. A lot of mini play happening on AGP.
Horspath Athletics Ground	Available for community use and used	Secured	Mini/Midi	Natural	N	Good	M1/D0				
Horspath Athletics Ground	Available for community use and used	Secured	Mini/Midi	Natural	N	Good	M1/D0				

Horspath Athletics Ground	Available for community use and used	Secured	Mini/ Midi	Natural	N	Good	M1/D0				
Horspath Athletics Ground	Available for community use and used	Secured	Senior	Natural	N	Good	M1/D0	3	4	0	
Horspath Athletics Ground	Available for community use and used	Secured	Senior	Natural	N	Good	M1/D0				
Horspath Athletics Ground	Available for community use and used	Secured	Full sized	AGP	Y	Good		34	20	14	Next year Oxford Brookes Uni and Oxford Uni RFC moving play to the AGP so this current spare capacity will be reduced significantly.
Iffley Road (Oxford University RFC)	Not available for community use	N/A	Senior	Natural	Y	Good					
Oxford Rugby Club	Not available for community use	N/A	Mini	Natural	N	Adequate	M1 / D1	4	20	0	Being overplayed. Issues with utility services and changing rooms need expanding.
Oxford Rugby Club	Not available for community use	N/A	Mini	Natural	N	Adequate	M1 / D1				
Oxford Rugby Club	Not available for community use	N/A	Mini	Natural	N	Adequate	M1 / D1				
Oxford Rugby Club	Not available for community use	N/A	Mini	Natural	N	Adequate	M1 / D1				
Oxford Rugby Club	Not available for community use	N/A	Mini	Natural	N	Adequate	M1 / D1				

Oxford Rugby Club	Not available for community use	N/A	Mini	Natural	N	Adequate	M1 / D1				
Oxford Rugby Club	Not available for community use	N/A	Mini	Natural	N	Adequate	M1 / D1				
Oxford Rugby Club	Not available for community use	N/A	Mini	Natural	N	Adequate	M1 / D1				
Oxford Rugby Club	Not available for community use	N/A	Senior	Natural	N	Adequate	M1 / D1	6	15	0	
Oxford Rugby Club	Not available for community use	N/A	Senior	Natural	Y	Adequate	M1 / D1				
Oxford Rugby Club	Not available for community use	N/A	Senior	Natural	N	Adequate	M1 / D1				
Oxford Spires Academy	Available for community use and used	Secured	Senior	Natural	N	No club at site	Incomplete - M0	2	0	2	Community use managed by Fusion.
St Edwards School	Available for community use but not used	N/A	Senior	Natural	N	No club at site	M1/D0	16	0	16	School interested in community use
St Edwards School	Available for community use but not used	N/A	Senior	Natural	N	No club at site	M1/D1				
St Edwards School	Available for community use but not used	N/A	Senior	Natural	N	No club at site	M1/D0				

St Edwards School	Available for community use but not used	N/A	Senior	Natural	N	No club at site	M1/D0				
St Edwards School	Available for community use but not used	N/A	Senior	Natural	N	No club at site	M1/D0				
St Edwards School	Available for community use but not used	N/A	Senior	Natural	N	No club at site	M1/D0				
St Edwards School	Available for community use but not used	N/A	Senior	Natural	N	No club at site	M1/D0				
St Edwards School	Available for community use but not used	N/A	Senior	Natural	N	No club at site	M1/D0				
The Cherwell School - South site	Available for community use and used	Secured	Senior	Natural	Y	Club were not at site at time of survey	Incomplete - M0	8	0	8	Previously used by Oxford Harlequins RFC who have now moved to Horspath. Summertown Stars FC now using the site with Mansfield Road also interested. Subject to a planning application for temporary (2 years) buildings for the Swan School. School looking to relocate rugby pitches to the North site. School funded to develop a full size floodlit 3G and sand dressed pitch.
The Cherwell School - South site	Available for community use and used	Secured	Senior	Natural	N	Club were not at site at time of survey	Incomplete - M0				
The Cherwell School - South site	Available for community use and used	Secured	Senior	Natural	N	Club were not at site at time of survey	Incomplete - M0				
The Cherwell School - South site	Available for community use and used	Secured	Senior	Natural	N	Club were not at site at time of survey	Incomplete - M0				

The Oxford Academy (Littlemore RFC)	Available for community use and used	Secured	Senior	Natural	N	Adequate	M0/D1	1.5	8	0	Being overplayed but this includes school use.
-------------------------------------	--------------------------------------	---------	--------	---------	---	----------	-------	-----	---	---	--

1.3 Hockey:

Site	Community use category	Security of community use	Pitch Size	Pitch Type	Floodlit (Y/N)	Year built	Last refurb	Technical Quality Rating	User Pitch Quality Rating	User Ancillary Quality Rating
East Oxford Astro	Available for community use and used	Secured	Small AGP 36 x 21	AGP Sand filled	Y	Unknown	2016	Standard (73/93)		
Brookes Sport Headington	Available for community use and used	Secured	Full Size 100 x 60	AGP Sand dressed	Y	1995	2012		Oxford Brookes Uni HC rated pitch overall as good. Oxford HC rated pitch overall as standard.	Both Oxford Brookes Uni HC and Oxford HC rated changing facilities as good.
North Oxford Sports Club, Banbury Road	Available for community use and used	Secured	Full Size 90 x 54	AGP Sand dressed	Y	1990	2011	Good (85/93)	Both Adastral HC and Oxford Hawks HC rated pitches overall as good.	Adastral HC - changing facilities rated as poor. Oxford Hawks HC - changing facilities rated as standard.
North Oxford Sports Club, Banbury Road	Available for community use and used	Secured	Full Size 100 x 60	AGP Sand dressed	Y	2011	N/A	Good (85/93)		
St Edwards School	No community use	Unsecured	Full Size 100 x 60	AGP Sand dressed	Y	2014	N/A	Adequate (78/93)	No Club Survey that covers this site.	N/A
St Edwards School	No community use	Unsecured	Full Size 92 x 54	AGP Sand filled (water)	Y	2000	2017	Good (83/93)	No Club Survey that covers this site.	N/A
St Gregory the Great Primary School	Available for community use but not used Site has	N/A	Full Size 97.5 x 61	AGP Sand filled	Y	2005	N/A	Poor (43/93)	No club currently at site but Oxford HC used to play there and rated it as poor plus school report it	N/A

	been identified as a 3G conversion								as having a poor quality rating.	
The Oxford Academy	Available for community use and used	Secured	Full Size 92 x 54	AGP Sand dressed	Y	2011	N/A		No club at site	No access to changing rooms
Headington Girls School	Available for community use and used	Unsecured	Full size	AGP sand dressed	Y <i>Limited until 8pm</i>					

Hockey usage overview:

Site	Weekday 'peak community use' hours available (SUPPLY)	Weekday (DEMAND)	Saturday match slots available (SUPPLY)	Sunday match slots available (SUPPLY)	Saturday match slot (DEMAND)	Sunday match slot (DEMAND)	Overall balance	Comments
Brookes Sport Headington	20 (Mon Tues, Thurs and Fri 5-10pm)	20	8 (9am - 6pm) - Peak Community Use	8 (9am - 6pm) - Peak Community Use	8 (9 home games to cater for across two pitches - Brookes and Headington GS)	8	No capacity across site	<ol style="list-style-type: none"> 1. Cheney School has exclusive use on Mon, Tue, Weds, Thurs and Fri (9am - 4pm, Weds time reduced until 12pm) 2. Oxford HC based at facility 3. Oxford Brookes HC uses facility for BUCS matches on Weds 4. Junior training scheduled Mon - Fri weekdays 5. Oxford HC and Oxford Brookes Uni have recently merged 6. Quarry Rovers FC use the site (9 x Teams)
North Oxford Sports Club, Banbury Road	25 (5pm - 10pm)	21 (plus 6 x hours of football) = 27	8 (9am - 6pm) - Peak Community Use	8 (9am - 6pm) - Peak Community Use	8	8	No capacity across site	<ol style="list-style-type: none"> 1. Oxford Hawks HC 'home' facility 2. Junior and senior training happens mid-week 3. Junior training and senior men's matches take place on Sundays

North Oxford Sports Club, Banbury Road	25 (5pm - 10pm)	21 (plus 6 x hours of football) = 27	8 (9am-6pm) - Peak Community Use	8 (9am - 6pm) - Peak Community Use	9	8.5	no capacity	4. Adrastral HC are also based at the facility 5. Site shared between tennis and the two hockey clubs 6. 12 x hours of football use across AGPs 7. Clubhouse and changing room development is a priority for the facility
St Edwards School	0 No community use at present	0	0	0	0	0	No community use - no current capacity on site	1. Individual agreement with school and Oxford Hawks to use facility for the occasional junior fixture/training session 2. School have indicated they are interested in increasing community use access to local clubs
St Edwards School	0 No community use at present	0	0	0	0	0	No community use - no current capacity on site	
The Oxford Academy	18 (Mon to Thurs 17:00 to 21:00; Friday 17:00 to 19:00)	10	8 (9am - 5pm)	8 (9am - 5pm)	0	0	8hrs = Spare capacity	1. Primarily football use on site 2. Some occasional hockey bookings by Oxford HC (used as an overspill facility for club) 3. Location of AGP in relation to hockey clubs doesn't support a holistic model for the sport 4. No access to changing rooms on site
Headington Girls School	10 (6pm - 8pm)	10 (2 x hours have been allocated for football use)	6 (10am-4pm)	5 (10-3pm)	6	5	No capacity	1. Planning condition in place restricting floodlight usage until 8pm 2. Tuesday has a regular booking from a local football club

1.4 Cricket:

Site	Community use category	Security of community use	Pitch Type	No of Pitches	Current Carrying Capacity for Community Use	Current Community Use	Total Extent of any Spare Capacity for Community Use	Comments
Botley Park	Available for community use and used	Unsecured	AGP	1	60	0	Some but extent unknown	Publicly accessible pitch so no booking information.
Cheney School	Not available for community use		Natural Turf	1	5	0	5	School interested in introducing Community Use
Cowley Marsh	Available for community use and used	Secured	Natural Turf	1	0	0	0	Flooding in wet weather and maintenance around winter flooding.
Cuttleslowe Park	Available for community use and used	Secured	Natural Turf	1	5	5	0	Home ground for Wolvercote Cricket Club. Flooding in wet weather. Some teething issues with new Lower Pavilion.
Cuttleslowe Park	Available for community use and used	Secured	AGP	1	60	42	18	Home ground for Wolvercote Cricket Club. Flooding in wet weather. Some teething issues with new Lower Pavilion.
Grandpont	Available for community use and used	Secured	AGP	1	60	0	Some but extent unknown	Publicly accessible pitch so no booking information. Water-logged during winter months. Dog fouling.
Oxford Spires	Available for community use and used	Unsecured	Natural Turf	1	5	0	5	Community Use managed by Fusion
Oxford Sports Park	Available for community use but unused	Secured	Natural Turf	2	10	0	10	Potential new Home Ground for Oxford Cricket Club
Oxford Sports Park	Available for community use but unused	Secured	AGP	2	120	0	120	Potential new Home Ground for Oxford Cricket Club

Quarry Rec/Margaret Road Rec	Available for community use and used	Secured	AGP	1	60	0	Some but extent unknown	Publicly accessible pitch so no booking information.
Ringwood crescent	Available for community use and used	Secured	Natural Turf	1	5	0	5	Publicly accessible pitch so no booking information. Parish Council owned and managed.
St Edwards School	Available for community use but unused	0	Natural Turf	6	30	0	0	School interested in increasing Community Use - currently some use by Wolvercote Cricket Club, but no formal agreement in place.
The John Henry Newman Littlemore	Available for community use but unused	0	Natural Turf	1	5	0	5	School interested in introducing Community Use
The Oxford Academy	Available for community use and used	Secured	Natural Turf	1	5	0	5	Bookings managed by School - no booking information received back.

271

2. Scenario workings

2.1. Education – What would happen if community use at educational sites was removed – if those sites were no longer happy to support community use due to other pressures on schools/colleges?

(May be unlikely that ALL these sites removed their community use, but difficult to pull out specific sites for this so easier to test against all.)

Spare capacity at all non-educational community use sites *(available for community use and used + available for community use but not used)*:

- Adult Football = 3
- Junior Football 11v11 = 0
- Junior Football 9v9 = 5 (plus whatever spare capacity deemed to have at BBL Park)
- Junior Football 7v7 = 0
- Mini Soccer 5v5 = 0
- Senior Rugby Union = 0
- Mini Rugby Union = 0
- AGP Rubber (Football) = 326
- AGP Sand (Hockey) = 0
- Cricket Natural Turf = 15
- Cricket Artificial Grass = 138

All reported community use at education sites:

- Adult Football = 0
- Junior Football 11v11 = 0
- Junior Football 9v9 = 0
- Junior Football 7v7 = 0
- Mini Soccer 5v5 = 0

272

- Senior Rugby Union = 8
- Mini Rugby Union = 0 - None of these pitch types at Community Use Education Sites
- AGP Rubber (Football) = 66
- AGP Sand (Hockey) = 40 weekday peak community hours and 27 match slots at the weekend
- Cricket Grass = 216 (estimated use – refer to Pictures of Provision)
- Cricket Non-Turf = 0 - None of these pitch types at Community Use Education Sites

Comparison:

In this scenario there would be the following displaced play:

Natural Turf Cricket – 201 match equivalent sessions per season

Senior Rugby - 8 match equivalent sessions per week

Hockey – 40 weekday peak community hours and 27 match slots at the weekend

A minimal amount of the displaced cricket play could be picked up by spare capacity at non-educational sites in the city, but with no spare capacity across the non-educational sites for rugby or hockey all of the play currently at the educational sites for these sports would be displaced. This is only 8 match equivalent sessions for rugby, but 40 peak weekday hours and 27 weekend match slots for hockey. Plus 201 match equivalent sessions per season for cricket which could not be picked by non-educational sites.

In this scenario it would be critical to look at maximising the non-educational sites through better timetabling, over-marking pitches and exploring additional pitches in a bid to re-home the displaced play.

It is worth noting that the sites with the greatest amount of community use currently are Brookes Sport Headington and The Oxford Academy and both of these have secured community use agreements in place making this scenario unlikely.

In summary there is a significant amount of cricket, hockey and some rugby use that is reliant on educational sites and removal of this would displace a large amount of play.

2.2. AGP's – What would happen in the event of the closure of an AGP?

(One rubber based AGP site (Court Place Farm) affecting Football.)

There are 15 community accessible Football AGP's across the city:

- Barton Park (1 x 3G 9v9)
- Blackbird Leys LC (1 x 3G 7v7)
- Court Place Farm (2 x 3G both 11v11)
- Horspath Athletics Ground (1 x 3G 11v11 rugby)
- Oxford Sports Park (2 x 3G 5v5 + 6 smaller)
- The Oxford Academy (1 x 3G 11v11 and 1 x 3G 7v7/dome)

All of these sites have secured use and provide a current carrying capacity of 510 peak hours/week for the city. There are currently 169 of these peak hours reported as being used and from the 341 hours difference 328 of those peak hours per week are deemed as spare capacity. This spare capacity is across Barton Park (26hours/week), Blackbird Leys LC (14hours/week), Horspath Athletics Ground (14hours/week), Oxford Sports Park (272hours/week) and The Oxford Academy (2hours/week). There is not any spare capacity reported at Court Place Farm.

- If both AGP's at Court Place Farm were to close this would remove and displace 68 peak hours of play. However with 328 peak hours spare capacity across other sites this should be able to be re-homed.
- If the AGP's at Oxford Sports Park are removed from this scenario as they are smaller sized and not on the FA's register then this would change the statistics to: 8 secured community accessible 3G's giving a carrying capacity of 254 peak hours/week. With 185 of those peak hours reported as being used, out of the 85 hours remaining 56 peak hours/week are deemed as spare capacity. This spare capacity is broken up as 26 hours at Barton Park, 14 hours at Blackbird Leys LC, 14 hours at Horspath Athletics Ground and 2 hours at The Oxford Academy. There is not any spare capacity reported at Court Place Farm. In this instance most of the displaced play would be able to be accommodated but 12 peak hours/week would need to be found from other sites.

2.3 Cricket – What would the impact be of opening up a school/college site for community use on the current displaced match play?

We have chosen to use St Edwards School within this scenario test as the school has 6 high quality natural turf cricket pitches available at their site and they have already highlighted that they would be interested in providing more community use. (They already accommodate some usage for Wolvercote Cricket Club.)

Currently the only displaced cricket match play in the city is at Wolvercote Cricket Club who play most of their home matches at Cutteslowe Park (reportedly 47 matches there last season), but one of their men's teams (3rd team) has been playing at Brill Cricket Club in Buckinghamshire. We approximate this to be 13 matches per season based on the following:

- 9 x Saturday matches per season x 3 teams
- 9 x Sunday matches per season x 2 teams
- 6 x mid-week matches per season x 1 team
- 3 x additional friendly matches per season x 3 teams

= 60 match equivalent sessions per season

However our belief is that this displaced play is due to the quality of the affordable pitches available for match play and the cost of the higher quality pitches available for match play – and not because there is no provision entirely (the data we have been able to collect indicates that there is actually already spare capacity of 60 match equivalent sessions per season). The average length of a cricket match also means that only 1-2 teams can play a match per day per pitch in the peak period so volume of play is restricted.

The 6 natural turf cricket pitches at St Edwards School would provide 30 match equivalent sessions per season. With the current use by Wolvercote Cricket Club we believe there to be spare capacity of 15 match equivalent sessions per season.

Wolvercote Cricket Club usage at St Edwards School:

- U15's 6 home games per season
- Adults mid-week T20s 9 fixtures per season
- Youth training Tuesday evening 15 sessions per season (Only nets used)
- Adult training Thursday evening 15 sessions per season (Only nets used)

The quality of the pitches available at St Edwards School would certainly provide a high quality pitch for this displaced match play and at a site that is in close proximity to the club's Home Ground of Cutteslowe Park. The club currently do not pay for their use of the school and this arrangement is reviewed annually.

We believe that discussions around the school helping to accommodate extra match play for Wolvercote CC have taken place with the issue being that the school Groundsmen are keen to put the pitches to bed for the season when the school term finishes at the end of July. This issue is likely to be the same across all independent school and college sites. (However the nets have been made available to the club through to the 15th August.)

In summary opening up further Community Use at St Edwards School would theoretically be able to accommodate the displaced play, but only if the site were able to agree for the pitches to stay open beyond the school term. With a relationship already built they may be open to this discussion however it may also have an effect on the current pricing agreement offered. Another option is to move the displaced play to a site where there is spare capacity in the city such as Oxford Sports Park where affordability and quality should not be an issue, but if Oxford Cricket Club were to move there which is under discussion then all availability would be taken.

2.4 Football - What impact would the addition of a 3G pitch at Cherwell School and St Gregory the Great School have on training facilities and grass pitch usage?

Impact on training facilities:

Currently there are 15 community accessible Football AGP's across the city of various sizes including 4 full-sized and 5 that are on the FA 3G Register. These provide a carrying capacity of 510 peak hours per week. The addition of these two new 3G pitches would provide an extra 68 hours per week.

Whilst there is already spare capacity across the existing 3G stock (reportedly 328 peak hours per week) we are aware from some clubs that there is a lack of availability for training at certain times and in certain areas of the city so this spare capacity is not necessarily lining up with the on-going demand.

A new 3G at Cherwell School would be well placed to meet this demand from local team Summertown Stars FC and a new 3G at St Gregory the Great School would be well placed to meet this demand from local team Quarry Rovers FC.

The Active Places Power Pitch Calculator also predicts a spike in the demand for training sessions of a further 34.96 peak hours per week and suggests the city will require another 1 (0.92) 3G Artificial Grass Pitch to meet this future demand. The addition of these 2 3G pitches will therefore meet this requirement and give us an over-supply to then cater for higher demand for certain playing times.

Impact on natural turf pitch usage:

Currently the total community use on all of our community available grass football pitches is 161 match equivalent sessions per week with 69 match equivalent sessions per week reported as spare capacity and around half of the stock being played to capacity or being over-played.

If these two new 3G's were used to capacity by moving existing football usage from grass pitches that would potentially remove the equivalent of 68 peak hours usage from our grass pitch stock.

The specific impact of this is unknown at this time, but we know that the key clubs using the new 3G pitches will be Summertown Stars FC and Quarry Rovers FC who mainly play at Cutteslowe Park, Five Mile Drive and Quarry Recreation Ground which are sites that have no spare capacity and anecdotal reports of being overplayed.

So the impact would be that with training and match play from these clubs and potentially other local informal

usage moving to the new 3G's some grass football pitches that are currently being overplayed may drop to being at capacity and some pitches that are currently at capacity may have some spare capacity moving forwards. This would in turn have a positive impact on the quality of those pitches that are currently being overplayed.

2.5 Rugby: - What impact would increasing maintenance/improving drainage at the club based pitches have on their quality ratings and therefore carrying capacities?

This scenario relates to the following clubs, sites and pitches:

Oxford Harlequins RFC - Horspath Athletics Ground – 4 x mini natural turf pitches and 2 x senior natural turf pitches (There is also a brand new AGP at this site that is not included in this scenario).

Oxford RFC – 8 x mini natural turf pitches and 3 x senior natural turf pitches.

Littlemore RFC – The Oxford Academy – 1 x senior natural turf pitch.

All of the natural turf pitches at these club based sites are being overplayed and some quite heavily overplayed. We have been able to calculate this by comparing the known current community use with the current recommended carrying capacity for each pitch.

The carrying capacity for each pitch has been ascertained using the RFU's guide on the number of match equivalent sessions that natural turf pitches should be able to sustain without adversely affecting their current quality. This is calculated using a matrix of the non-technical pitch assessment results of the drainage system and maintenance programme afforded to that site:

		Maintenance		
		Poor (M0)	Standard (M1)	Good (M2)
Drainage	Natural Inadequate (D0)	0.5	1.5	2
	Natural Adequate (D1)	1.5	2	3
	Pipe Drained (D2)	1.75	2.5	3.25
	Pipe and Slit Drained (D3)	2	3	3.5

None of the above listed pitches currently score above adequate or standard on the drainage and maintenance assessment (M1/D1) which limits those pitches to a maximum of 2 match equivalent sessions per week – and those that score below this; fewer sessions per week. *(A 2 hour training sessions would also equate to 1 match equivalent session).*

If this pitch quality scoring could be increased through an improved maintenance and drainage programme at the site then this would increase the carrying capacity of the pitches allowing them to cope better with the existing levels of play and for the senior pitches at Horspath Athletics Ground it would support more training/matches per week.

The RFU suggest that an increase of £5-6k annual spend on pitch maintenance per pitch would move a pitch up by 1 maintenance quality rating score e.g. M0 to M1. They also suggest that a one-off investment of £60-80k would install an improved drainage system for one senior pitch and would move the pitch up to the top drainage quality rating of D3. The below tables show the current quality ratings given to each pitch and the resulting carrying capacities compared with the potential carrying capacity for each pitch if the relevant quality ratings were to increase by 1 score with an increased/improved maintenance programme, the top drainage system or a combination of them both:

Maintenance Improvement Only							
Site	Pitch(es)	Current Quality Rating = Current Carrying Capacity (match equivalent sessions/week)	Combined Carrying Capacity for pitch type at site	Current usage	Potential Quality Rating = Potential Carrying Capacity (match equivalent sessions/week)	Potential combined Carrying Capacity for pitch type at site	Estimated additional annual spend on maintenance programme
Horspath Athletics Ground	Mini x 4 (equivalent of 1 senior pitch)	M1/D0 = 1.5	1.5	8	M2/D0 = 2	2	£5-6k
Horspath Athletics Ground	Senior x 1	M1/D0 = 1.5	3	4	M2/D0 = 2	4	£10-12k
Horspath Athletics Ground	Senior x 1	M1/D0 = 1.5			M2/D0 = 2		
Oxford RFC	Mini x 8 (equivalent of 2 senior pitches)	M1/D1 x 2 = 4	4	20	M2/D1 x 2 = 6	6	£10-12k
Oxford RFC	Senior x 1	M1/D1 = 2	6	15	M2/D1 = 3	9	£15-18k
Oxford RFC	Senior x 1	M1/D1 = 2			M2/D1 = 3		
Oxford RFC	Senior x 1	M1/D1 = 2			M2/D1 = 3		
The Oxford Academy	Senior x 1	M0/D1 = 1.5	1.5	8	M1/D1 = 2	2	£5-6k
TOTAL			16	55		23	£45-54k

Drainage Improvement Only							
Site	Pitch(es)	Current Quality Rating = Current Carrying Capacity (match equivalent sessions/week)	Combined Carrying Capacity for pitch type at site	Current usage	Potential Quality Rating = Potential Carrying Capacity (match equivalent sessions/week)	Potential combined Carrying Capacity for pitch type at site	Estimated additional investment on improved drainage
Horspath Athletics Ground	Mini x 4 (equivalent of 1 senior pitch)	M1/D0 = 1.5	1.5	8	M1/D3 = 3	3	£60-80k
Horspath Athletics Ground	Senior x 1	M1/D0 = 1.5	3	4	M1/D3 = 3	6	£120-160k
Horspath Athletics Ground	Senior x 1	M1/D0 = 1.5			M1/D3 = 3		
Oxford RFC	Mini x 8 (equivalent of 2 senior pitches)	M1/D1 x 2 = 4	4	20	M1/D3 x 2 = 6	6	£120-160k

Oxford RFC	Senior x 1	M1/D1 = 2	6	15	M1/D3 = 3	9	£180-240k
-------------------	------------	-----------	----------	-----------	-----------	----------	------------------

Combined Maintenance and Drainage Improvement							
Site	Pitch(es)	Current Quality Rating = Current Carrying Capacity (match equivalent sessions/week)	Combined Carrying Capacity for pitch type at site	Current usage	Potential Quality Rating = Potential Carrying Capacity (match equivalent sessions/week)	Potential combined Carrying Capacity for pitch type at site	Estimated additional spend on combined programme
Horspath Athletics Ground	Mini x 4 (equivalent of 1 senior pitch)	M1/D0 = 1.5	1.5	8	M2/D3 = 3.5	3.5	Investment of £60-80k for drainage plus additional £5-6k/year for improved maintenance
Horspath Athletics Ground	Senior x 1	M1/D0 = 1.5	3	4	M2/D3 = 3.5	7	Investment of £120-160k for drainage plus additional £10-12k/year for improved maintenance
Horspath Athletics Ground	Senior x 1	M1/D0 = 1.5			M2/D3 = 3.5		
Oxford RFC	Mini x 8 (equivalent of 2 senior pitches)	M1/D1 x 2 = 4	4	20	M2/D3 x 2 = 7	7	Investment of £120-160k for drainage plus additional £10-12k/year for improved maintenance
Oxford RFC	Senior x 1	M1/D1 = 2	6	15	M2/D3 = 3.5	10.5	Investment of £180-240k for drainage plus additional £15-18k/year for improved maintenance
Oxford RFC	Senior x 1	M1/D1 = 2			M2/D3 = 3.5		
Oxford RFC	Senior x 1	M1/D1 = 2			M2/D3 = 3.5		
The Oxford Academy	Senior x 1	M0/D1 = 1.5	1.5	8	M1/D3 = 3	3	Investment of £60-80k for drainage plus additional £5-6k/year for improved maintenance
TOTAL			16	55		31	

A combined programme clearly provides the greatest impact in terms of increasing carrying capacity across these pitches (an additional 31 match equivalent sessions per week), but not to the extent of accommodating all of the current usage (55 match equivalent sessions per week). Only the 2 senior pitches at Horspath Athletics Ground would be brought to being at or under capacity with any of these options*. All other pitches would remain overplayed, but arguably in a better condition to handle the current level of play.

*To gain the additional 1 match equivalent session per week required to meet current usage across the 2 senior pitches at Horspath Athletics Ground, any of the options could be chosen. To increase the carrying capacity to be able to accommodate additional play across these two pitches then either the drainage improvement only or combined programme of improving both the drainage and maintenance would achieve this with 2-3 match equivalent sessions per week being made available.

All options obviously require investment and therefore funding would need to be sought not only for initial development/improvement, but also for on-going maintenance.

Update: There is now a third natural turf pitch at Horspath Athletics Ground where a cricket pitch was previously located. Whilst we are currently unable to determine the quality rating of this additional pitch we are presuming it is the same as the other natural turf pitches at the site which is M1/D0 which gives it a carrying capacity of 1.5 match equivalent sessions/week.

With this additional pitch marked out and used as a senior pitch it will mean the site is able to provide a total of 4.5 match equivalent sessions per week through its senior natural turf pitches which will accommodate the current senior usage of natural turf pitches at the site (4 match equivalent sessions/week) with a spare 0.5 match equivalent sessions per week available. This is without any programme of improved drainage or maintenance. With improvements to the drainage or maintenance programmes across all 3 senior natural turf pitches there would be spare capacity of between 2 match equivalent sessions (if maintenance improvements only), 5 match equivalent sessions (if drainage improvements only) and

Oxford RFC	Senior x 1	M1/D1 = 2			M1/D3 = 3		
Oxford RFC	Senior x 1	M1/D1 = 2			M1/D3 = 3		
The Oxford Academy	Senior x 1	M0/D1 = 1.5	1.5	8	M0/D3 = 2	2	£60-80k
TOTAL			16	55		26	£540-720k

6.5 match equivalent sessions (if both maintenance and drainage were improved).

Adding sports lighting where there is currently none available would also increase availability at those sites by 2 evening training sessions per week per lit pitch between September and April annually. This would need to be supported by such an increased/improved maintenance programme.

Update: The club have recently gained both funding and planning permission to add sports lighting at this third natural turf senior pitch; adding 2 evening training sessions per week.

Sports lighting has been raised as being of particular interest by Littlemore RFC at The Oxford Academy to support their 2 current senior teams and ambition for Junior teams, however it may also be relevant for Oxford RFC who heavily overuse their only lit pitch for training in the winter period, but have 2 other designated senior pitches that could share the use.

2.6 Hockey: - If Oxford Hockey Club were to gain an additional dedicated AGP what impact would that have on the existing sites they are currently using and what opportunities would that create for other clubs in the city and for hockey use generally?

England Hockey's priority for the Oxford area is to move towards consolidating the city based clubs to as few as sites as possible to provide a more stable and sustainable club base.

Oxford Hockey Club currently spread their training and match play across Brookes Sport Headington and Headington Girls School with some low level sporadic use of The Oxford Academy.

The club have recently merged with Oxford Brookes Hockey Club and as a result have plans to develop a new women's and a new men's team.

The pitch at Brookes Sport Headington is being played to capacity and the club have near exclusive use of the pitch at

Headington Girls School. There is some spare capacity at The Oxford Academy however issues with the pitches location and access to ancillary provision have been highlighted by the club as making it less than an ideal pitch for them.

The club have suggested a potential development at a nearby site for a new 3G would provide them with exclusive use in peak hours and a more consolidated base with their current main site at nearby Brookes Sport Headington.

The predicted impact of this development would be:

- The club would no longer require sporadic use of The Oxford Academy, but this usage is relatively low (10 hours per week maximum) and it is not expected that the academy would have trouble filling those slots.
- The club’s usage at Headington School would also reduce (in the short term) as that would become their 3rd pitch mainly used by the lower teams. However the club could grow to fill the capacity at the school again through emerging teams and new informal use.
- Providing the club with a consolidated base creates a more sustainable model for the club’s future and growth.
- There may be knock on opportunities around development of a clubhouse and the club moving to manage the site, becoming as asset owner which would further support the club’s sustainability.
- The impact on Oxford Hawks Hockey Club is expected to be minimal if any at all.

In summary the impact of this development is predicted as being mainly positive for hockey in the city and is something which the club would be encouraged to explore if funding opportunities were also made available from England Hockey, the University or other sources.

3. APP Playing Pitch Calculator Results

Core Criteria	
Area of interest	Oxford
Population Data Source	Oxford PPS w Hockey data1
Total population of the area of interest	157,997
New population to estimate the demand for (2039)	19,520
Population	
Football	Population in age group
Men 11v11 (18-45yrs)	42,014
Women 11v11 (18-45yrs)	36,535
Boys 11v11 (12-17yrs)	4,693
Girls 11v11 (12-17yrs)	4,560

Boys 9v9 (10-11yrs)	1,774
Girls 9v9 (10-11yrs)	1,747
Mixed 7v7 (8-9yrs)	3,424
Mixed 5v5 (6-7yrs)	3,895
Cricket	
Men (18-55yrs)	50,069
Women (18-55yrs)	44,613
Boys (7-18yrs)	10,232
Girls (7-18yrs)	10,038
Rugby Union	
Men (19-45yrs)	40,953
Women (19-45yrs)	35,490
Boys (13-18yrs)	4,839
Girls (13-18yrs)	4,774
Mixed (7-12yrs)	10,658
Rugby League	
Men (19-45yrs)	40,953
Women (19-45yrs)	35,490
Boys (12-18yrs)	5,754
Girls (12-18yrs)	5,604
Mixed (7-11yrs)	8,912
Hockey	
Men (17-55yrs)	50,842
Women (17-55yrs)	45,361
Boys (14-16yrs)	2,156
Girls (14-16yrs)	2,155
Boys (11-13yrs)	2,632
Girls (11-13yrs)	2,544
Mixed (5-10yrs)	10,840
Teams & Members	
Football Teams	Number of teams (members for junior hockey) per age group
Men 11v11 (18-45yrs)	63
Women 11v11 (18-45yrs)	11
Boys 11v11 (12-17yrs)	50
Girls 11v11 (12-17yrs)	15
Boys 9v9 (10-11yrs)	43
Girls 9v9 (10-11yrs)	8
Mixed 7v7 (8-9yrs)	50
Mixed 5v5 (6-7yrs)	43
Cricket Teams	
Men (18-55yrs)	11
Women (18-55yrs)	4
Boys (7-18yrs)	14
Girls (7-18yrs)	1

Rugby Union Teams	
Men (19-45yrs)	43
Women (19-45yrs)	12
Boys (13-18yrs)	10
Girls (13-18yrs)	3
Mixed (7-12yrs)	21
Rugby League Teams	
Men (19-45yrs)	0
Women (19-45yrs)	0
Boys (12-18yrs)	0
Girls (12-18yrs)	0
Mixed (7-11yrs)	0
Hockey Teams	
Men (17-55yrs)	16
Women (17-55yrs)	14
Boys (14-16yrs)	1
Girls (14-16yrs)	2
Boys (11-13yrs)	3
Girls (11-13yrs)	3
Mixed (5-10yrs)	0
Hockey Junior Members	
Boys (14-16yrs)	57
Girls (14-16yrs)	60
Boys (11-13yrs)	106
Girls (11-13yrs)	134
Mixed (5-10yrs)	197
Peak Period	
Football	
Percentage of play in the peak period	
Men 11v11 (18-45yrs)	100%
Women 11v11 (18-45yrs)	100%
Boys 11v11 (12-17yrs)	100%
Girls 11v11 (12-17yrs)	100%
Boys 9v9 (10-11yrs)	100%
Girls 9v9 (10-11yrs)	100%
Mixed 7v7 (8-9yrs)	100%
Mixed 5v5 (6-7yrs)	100%
Rugby Union	
Men (19-45yrs)	100%
Women (19-45yrs)	100%
Boys (13-18yrs)	100%
Girls (13-18yrs)	100%
Mixed (7-12yrs)	100%
Rugby League	
Men (19-45yrs)	100%
Women (19-45yrs)	100%
Boys (12-18yrs)	100%

Girls (12-18yrs)	100%
Mixed (7-11yrs)	100%
Hockey	
Men (17-55yrs)	100%
Women (17-55yrs)	100%
Boys (14-16yrs)	100%
Girls (14-16yrs)	100%
Boys (11-13yrs)	100%
Girls (11-13yrs)	100%
Mixed (5-10yrs)	100%
Change in Demand	
Football	Projected change in demand
Men 11v11 (18-45yrs)	0%
Women 11v11 (18-45yrs)	0%
Boys 11v11 (12-17yrs)	0%
Girls 11v11 (12-17yrs)	0%
Boys 9v9 (10-11yrs)	0%
Girls 9v9 (10-11yrs)	0%
Mixed 7v7 (8-9yrs)	0%
Mixed 5v5 (6-7yrs)	0%
Cricket	
Men (18-55yrs)	0%
Women (18-55yrs)	0%
Boys (7-18yrs)	0%
Girls (7-18yrs)	0%
Rugby Union	
Men (19-45yrs)	0%
Women (19-45yrs)	0%
Boys (13-18yrs)	0%
Girls (13-18yrs)	0%
Mixed (7-12yrs)	0%
Rugby League	
Men (19-45yrs)	0%
Women (19-45yrs)	0%
Boys (12-18yrs)	0%
Girls (12-18yrs)	0%
Mixed (7-11yrs)	0%
Hockey	
Men (17-55yrs)	0%
Women (17-55yrs)	0%
Boys (14-16yrs)	0%
Girls (14-16yrs)	0%
Boys (11-13yrs)	0%
Girls (11-13yrs)	0%
Mixed (5-10yrs)	0%

Output:

Results			
Part 1: Estimated demand for matches in the weekly peak period (per season for Cricket)			
	Match equivalent sessions in the peak period (per season for cricket)		
Football			
Adult	4.57		
Youth	7.17		
Mini	5.74		
Rugby Union			
Adult (inc. youth & mini)	4.52		
Rugby League			
Adult (inc. youth & mini)	0.00		
Hockey			
Adult	1.85		
Junior & Mixed U10s	0.56		
Cricket			
Open Age & Junior	33.36		
Part 2: Estimated demand for training per week (match equivalent sessions or hours)			
	Match equivalent sessions or hours per week		
Football - hours on a 3G artificial grass pitch	34.96		
Rugby Union - Match equivalent sessions on a floodlit natural grass pitch	4.85		
Rugby League - Match equivalent sessions on a floodlit natural grass pitch	0.00		
Hockey - Adult (Hours on a sand based artificial grass pitch)	5.56		
Hockey - Junior & Mixed U10s (Hours on a sand based artificial grass pitch)	1.69		
Cricket - N/a	0.00		
Part 4: Estimated demand and costs for new pitches (matches and training demand)			
	Number of pitches required to meet the estimated demand	Capital Cost	Lifecycle Cost (per annum)
Total	24.12	£3,474,648	£484,745
Natural Grass Pitches	22.73	£2,082,788	£438,688
Adult Football	4.57	£448,437	£94,620
Youth Football	7.17	£585,796	£123,017
Mini Soccer	5.74	£156,549	£32,875

Rugby Union	4.52	£665,838	£142,489
Rugby League	0.00	£0	£0
Cricket	0.73	£226,166	£45,686
Artificial Grass Pitches	1.38	£1,391,860	£46,057
Sand Based	0.46	£403,998	£12,524
3G	0.92	£987,863	£33,533
Part 5: Estimated ancillary provision to support new playing pitches			
Number of Changing Rooms	30.45		
Capital Cost	£5,434,169		

4. Protected Sites:

Site name	Type of protection
Oxpens Meadow	Fields in Trust Queen Elizabeth II Fields - Open Space - 1.71 Hectares - Since Feb 2013
Horspath Recreation Ground	Fields in Trust Covenanted Fields - 18.92 Hectares - Since July 1953
Shotover	Oxford Preservation Trust
South Park	Oxford Preservation Trust

5. College Sites Overview

Site	Available for Community Use?	Cricket	Rugby	Hockey	AGP	Lacrosse	Known usage
Balliol College	Y	1					
Brasenose College	Y	1	2				Used by Hinksey Park U14 Lionesses (11v11)
Exeter & St Peters College	Y	1	1				
Hertford College	Y	1	1				
Iffley Road Sports Complex	Y		1		1		Used by OUISOC & Oxford University Korea Society (11v11)
Jesus College	N	1	1	1			
Keble College	N	1	1	1			
Lady Margaret Hall	N						
Lincoln College	Y	1	1				
Magdalan College Sports Ground	Y		1				
Merton College	Y	1	1				

New College	Y	1	1				Used by Mansfield Road FC 1x U9, 2x U10, 1x U11, 2x U12, 1x U13
Oriel College	N	1	1	1			
Oxford University Press (Jordan Hill)	Y AND USED	1					Used by Summertown Stars Ladies (11v11)
Pembroke College	Y	1	1				Used by Hinksey Park U14 (11v11)
St Catherines College	N						
St Hugh's College	N						
St Johns College	N	1	1				
The Queens College	Y	1		1			
Trinity College	N	1	1				
University College Sports Field	N	1	1				
University Parks	Y	1	3			2	
Wadham College	N	1	1				
Wheatley Campus Oxford Brookes	Y AND USED	1					
Wolfson College	N						
Worcester College	N	1	1	1			

6. Sites that did not engage in the study

Efforts were made on multiple occasions to engage all sites and clubs across the city within appropriate timescales but some sites and clubs did not respond to communications and requests.

Schools:	
Headington School	
Magdalen College School	
Matthew Arnold School	
Northfield School	
Oxford High School	
Rye St Antony School	
The Dragon School	
Cotteslowe Primary School	
East Oxford Primary School	
New Marston Primary School	
Rose Hill Primary School	
Sandhills Community Primary School	
St Aloysius Primary School	
St Barnabus Primary School	

St Ebbes Primary School	
St John Fisher Primary School	
St Joseph's Primary School	
Summerfields School	
Tynedale Primary School	
Windale Primary School	
Colleges:	
Balliol College	Included as an 'Other Site' with only very basic information.
Brasenose College	Included as an 'Other Site' with only very basic information.
Exeter & St Peters College	Included as an 'Other Site' with only very basic information.
Hertford College	Included as an 'Other Site' with only very basic information.
Iffley Road Sports Complex	Included as an 'Other Site' with only very basic information.
Jesus College	Included as an 'Other Site' with only very basic information.
Keble College	Included as an 'Other Site' with only very basic information.
Lady Margaret Hall	Included as an 'Other Site' with only very basic information.
Lincoln College	Included as an 'Other Site' with only very basic information.
Magdalan College Sports Ground	Included as an 'Other Site' with only very basic information.
Marston Road Sports Ground	Included as an 'Other Site' with only very basic information.
Merton College	Included as an 'Other Site' with only very basic information.
New College	Included as an 'Other Site' with only very basic information.
Oriel College	Included as an 'Other Site' with only very basic information.
Oxford University Press (Jordan Hill)	Included as an 'Other Site' with only very basic information.
Pembroke College	Included as an 'Other Site' with only very basic information.
St Catherines College	Included as an 'Other Site' with only very basic information.
St Hugh's College	Included as an 'Other Site' with only very basic information.
St Johns College	Included as an 'Other Site' with only very basic information.
The Queens College	Included as an 'Other Site' with only very basic information.
Trinity College	Included as an 'Other Site' with only very basic information.
University College Sports Field	Included as an 'Other Site' with only very basic information.
University Parks	Included as an 'Other Site' with only very basic information.
Wadham College	Included as an 'Other Site' with only very basic information.
Wolfson College	Included as an 'Other Site' with only very basic information.

7. Sites for possible new pitches:

Worcester College	Included as an 'Other Site' with only very basic information.
Sites outside of the city, but referenced by clubs:	
Horspath Recreation Ground	Included as an 'Other Site' with only very basic information.
Park Field Cumnor	Included as an 'Other Site' with only very basic information.
Stratfield Brake	Included as an 'Other Site' with only very basic information.
Wheatley Campus Oxford Brookes	Included as an 'Other Site' with only very basic information.
Wytham Recreation Ground	Included as an 'Other Site' with only very basic information.
Closed Sites:	
Barton Recreation Ground	
Corpus Christi College Sports Ground	
The Lord Nuffield Club	
The Oxford Sports and Social Club	
Warneford Hospital Cricket Ground	
Aristotle Lane Recreation Ground	Small sized/Junior/Mini's pitch
Croft Rd	Previously had an adult pitch and pavilion here
Donnington Recreation Ground	May be additional capacity at site for another pitch as no longer installing a play area here
Florence Park	Previously had small sized/junior/mini's pitch(es) and home team based in the park
Fry's Hill	Potential capacity for a small sized/junior/mini's pitch on the raised area
Meadow Lane Recreation Ground	Potential capacity for a small sized/junior/mini's pitch(es)
Oatlands Recreation Ground	Informal pitch here already, but capacity for more
South Park	Previously had sports pitches at the top of the park
Sunnymead Park	Previously had a small sized sports pitch here

8. Summary of pitch maintenance regime on Council maintained pitches (reviewed on an annual basis):

All natural turf sports pitches	Annual over seed
	Annual herbicide application
	Annual fertiliser application
	Annual renovation of goal areas on football pitches. Cultivation to the rooting depth, bringing up of levels with additional top soil, rake level and firm, apply seed.
	Pitches are double marked on an annual initial mark out
	Pitches are then remarked every two weeks and the pitches inspected for surface damage
	Goal posts are erected and dismantled once a year and inspected once a week – net hooks are replaced as necessary, most pitches need replacements every week
	Sand is applied to goalmouths roughly twice a year to combat very wet conditions by improving soil profile and maximising surface drainage
	Pitches are slit tined a maximum of five times during the playing season (Winter pitches are slit tined with a Sisis Mega slit tractor mounted aerator and all fine turf aeration is completed with a Sisis Dart with both solid and chisel tines. Vertidrain operations are also completed on a maximum 3 year cycle.)
	Pitches are harrowed a maximum of five times during the playing season
	Pitches are mowed a maximum of five additional cuts after normal mowing stops in October and resumes again in March
	All pitch areas are litter picked weekly and the areas checked for fly tipping
	Fine turf is different and more intense. We have tennis, bowls and cricket still played on grass at six different sites.

	Annual scarification of the whole site to remove thatch
Tennis	Annual application of top dressing over the whole site – including spreading and levelling
	Annual application of grass seed across the whole site
	Annual herbicide application
	Biannual fertiliser application
	Sulphate application a maximum of eight times annually
	Annual initial double mark out
	Weekly remark during the playing season – April to October
	Annual erect and dismantle court posts and nets and stop netting
	Litter pick and cut courts three times per week during the playing season
	Litter pick, brush/switch and cut courts a maximum of twelve times outside the playing season
	Fortnightly clear litter, leaves and debris outside the playing season
	Manually irrigate in hot weather as necessary during the playing season
	Aerate the whole site a maximum of four times over the winter
	Scarify monthly during the playing season
	Sorrel roll (light aeration) monthly during the playing season
	Manage wear by closing or restricting use on courts as necessary
	Herbicide application to gullies and hardstanding biannually
	Annual scarification of the square to remove thatch
	Cricket
Annual application of grass seed across the square	
Annual herbicide application on both the square and outfield	
Biannual fertiliser application	
Sulphate application a maximum of eight times annually	
Brush/switch fortnightly, clear litter, leaves and debris outside the playing season - square	
Manually irrigate in hot weather as necessary during the playing season	
Sorrel roll (light aeration) monthly during the playing season	
Scarify monthly during the playing season	
Aerate the whole site a maximum of four times over the winter	
Square off, initial mark out annually of the whole square	
Annual double marking of the boundary	
Weekly remark of the boundary	
Pre-season rolling a maximum of thirty times annually	
Prepare wickets as required – Scarification, maximum of six mowings, heavy roller of the wicket a maximum of six passes, mark out crease.	
Weekly cut of the outfield	
Annual aeration of the outfield	

9. Pitch fees and charges:

2019/20	2020/21	Increase/	Increase/
Charge	Charge	(Decrease)	(Decrease)
£	£	£	%

Sport Pitches (per match unless otherwise stated)				
Cricket				
Natural turf wicket - weekend & bank holidays (Cutteslowe & Horspath 1)	62.00	63.80	1.80	2.90
Natural turf	47.50	49.00	1.50	3.16

wicket - weekdays (Cutteslowe & Horspath 1)				
Football				
Adults				
Full Size Pitch weekend & Bank holidays	43.50	44.80	1.30	2.99
Full Size Pitch weekend & Bank holidays 10 game booking - No VAT *	362.50	373.30	10.80	2.98
Full Size Pitch weekdays	33.50	34.50	1.00	2.99
Full Size Pitch weekdays 10 game - No VAT	279.20	287.50	8.30	2.97
Under 17's				
Full Size Pitch weekend & Bank holidays	22.30	23.00	0.70	3.14
Full Size Pitch weekend 10 game booking - No VAT	186.00	191.70	5.70	3.06
Full Size Pitch weekdays	17.20	17.70	0.50	2.91
Full Size Pitch weekdays 10 game - No VAT	143.30	147.50	4.20	2.93
Under 11's				
Mini football	15.10	15.50	0.40	2.65
Mini football 10 game - No VAT	125.90	129.00	3.10	2.46
Court Place Farm Stadium inc changing rooms	126.00	130.00	4.00	3.17
Court Place Farm Stadium floodlights	42.50	43.80	1.30	3.06
Floodlit 5 a side (East Oxford) per hour	42.50	43.80	1.30	3.06
Other Charges				
Baseball	51.80	53.30	1.50	2.90
Rugby	43.20	44.50	1.30	3.01
Horspath Floodlights per hour	42.50	N/A	(42.50)	(100.00)
Athletics Adult	Set by Oxford City Athletics Club (OCAC)			
OCAC Member Athletics Adult	Set by OCAC			
OCAC Member Athletics Adult - 12 week pass	Set by OCAC			
Athletics Junior	Set by OCAC			

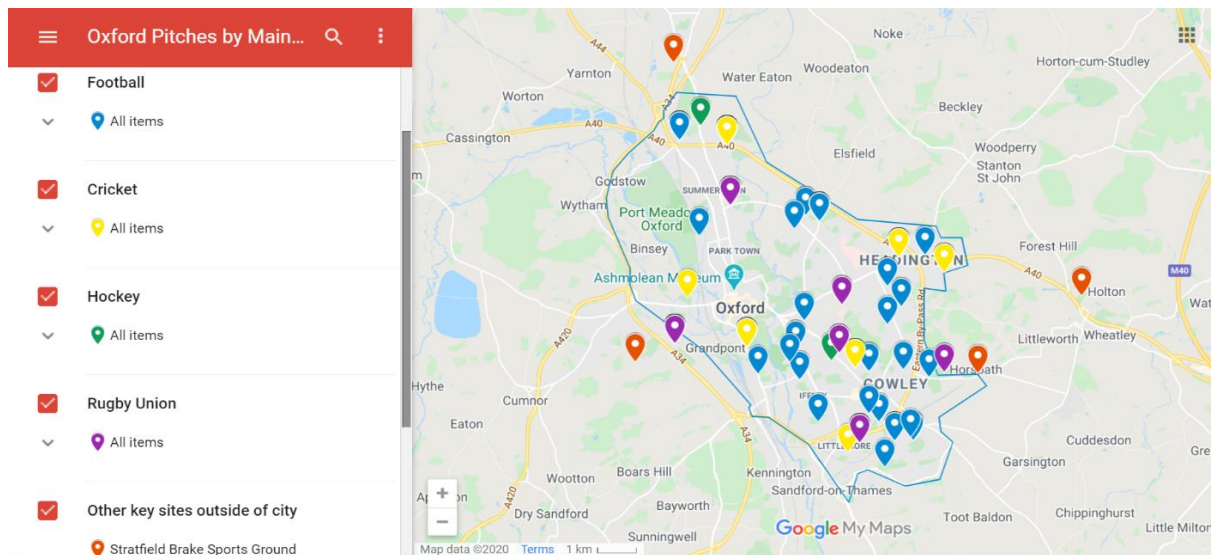
OCAC Member Athletics Junior		Set by OCAC		
Pavilions/Changing rooms				
Standard rate (whole building) per hour	50.00	52.00	2.00	4.00
Standard rate (whole building) Day Rate for up to 10 hours	400.00	410.00	10.00	2.50
Changing Rooms Community rate (sports clubs, charities, community and resident associations)	22.50	21.90	(0.60)	(2.67)
Concessionary Rate (including U17's)	11.30	11.60	0.30	2.65
Under 11's	5.50	5.70	0.20	3.64
Adults 10 game booking - No VAT *	187.50	182.50	(5.00)	(2.67)
Concessionary Rate (including U17's) 10 game booking - No VAT *	94.20	96.70	2.50	2.65
Under 11's 10 game booking - No VAT *	45.85	47.50	1.65	3.60
Summer Activities				
Peak Charges				
Tennis Court Hire - Adult	7.00	7.00	0.00	0.00
Tennis Court Hire - U17's concessionary rate	3.50	3.50	0.00	0.00
Off Peak Charges				
Tennis Court Hire - Adult	5.00	5.00	0.00	0.00
Tennis Court Hire - U17's concessionary rate	3.00	3.00	0.00	0.00
Floodlit Courts				
Tennis Court Hire Floodlit - Adult	8.00	8.00	0.00	0.00
Tennis Court Hire Floodlit – Concessions	5.00	5.00	0.00	0.00
Bowls Adult	2.80	2.80	0.00	0.00

Bowls Conc.	1.45	1.45	0.00	0.00
Bowls Bonus Slice	1.35	1.35	0.00	0.00
Putting Adult	2.80	2.80	0.00	0.00
Putting Conc.	1.45	1.45	0.00	0.00
Putting Bonus	1.45	1.45	0.00	0.00
Putting Family Rate	5.90	5.90	0.00	0.00
Equipment Hire Bowls	1.35	1.35	0.00	0.00
Equipment Hire Tennis	1.35	1.35	0.00	0.00
Equipment Hire Putting	1.35	1.35	0.00	0.00
Sales lost tennis ball	1.35	1.35	0.00	0.00
Sales lost golf ball	1.35	1.35	0.00	0.00
Crazy Golf (Cutteslowe)				
Family Ticket including golf club hire	15.80	15.80	0.00	0.00
Single Adult	6.30	6.30	0.00	0.00
Single Child	4.20	4.20	0.00	0.00
Club and ball hire	1.30	1.30	0.00	0.00
Mini Golf (Florence Park and Bury Knowle)				
Family Ticket including hire of clubs and balls	8.10	8.10	0.00	0.00
Single Adult	4.10	4.10	0.00	0.00
Single Child	2.00	2.00	0.00	0.00
Club and ball hire	1.30	1.30	0.00	0.00
Annual Club Charges				
Bowls				
Per Green (7 days a week) per season	2,735.00	2,735.00	0.00	0.00
Tennis				
Hard Court per season	2,315.00	2,315.00	0.00	0.00
Grass Court per season	2,625.00	2,625.00	0.00	0.00
Hard Court (floodlit) per season	2,735.00	2,735.00	0.00	0.00
Equipment Provided and Prices				
Goal Nets (set)	78.30	78.30	0.00	0.00
Corner Posts (each)	11.40	11.40	0.00	0.00
Corner Flags (each)	6.20	6.20	0.00	0.00
Net Pegs (each)	1.00	1.00	0.00	0.00

Soft Broom	13.40	13.40	0.00	0.00
Dust Pan & Brush	13.40	13.40	0.00	0.00
Dust Bin (each)	22.30	22.30	0.00	0.00
Other Charges				
Use of wrong pitch	50.00	50.00	0.00	0.00
Cost for over running per 10 minutes	8.30	8.30	0.00	0.00

Current and previous fees and charges can be found [here \(pages 25-27\)](#).

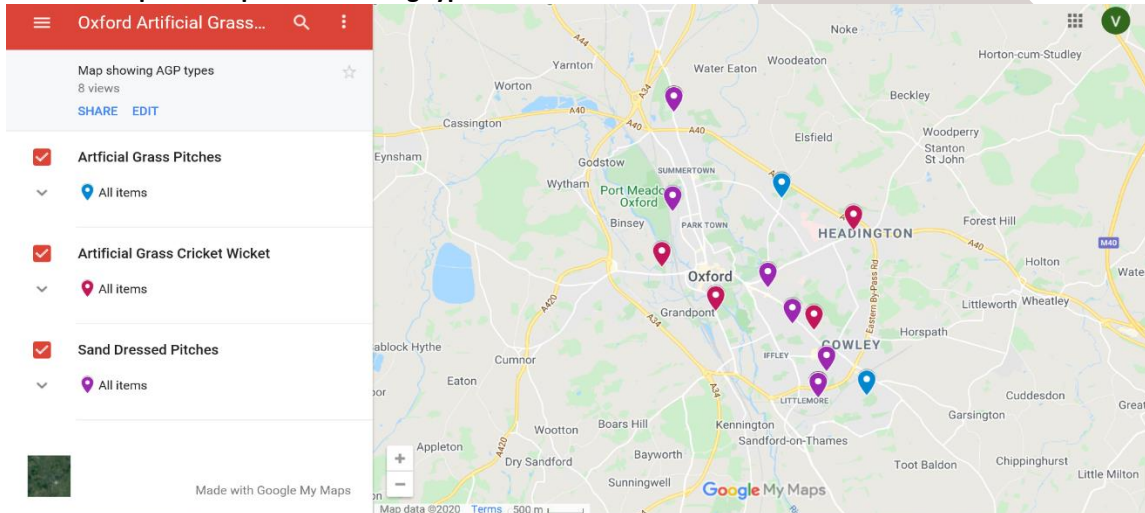
10. Map of all pitches per sport and key local sporting sites outside of the city (including a rough city boundary line):



Google map can be found [here](#).

Map showing more detailed and accurate Oxford City Council boundary lines can also be found [here](#).

11. Map of AGP pitches showing types of AGPs:



Google Map can be found [here](#).

12. NGB Strategic Plans

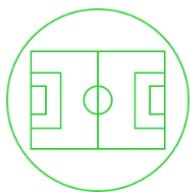
12.1 The Football Association

The National Football Facilities Strategy 2018 -2028

The FA, in conjunction with the Football Foundation and funding partners; The Premier League and Government have developed a ten-year investment plan in facilities for grass roots football. The facilities strategy aims to ensure that by 2028:

- Every FA-affiliated club has access to a 3G artificial pitch for training and potentially matches.
- Accelerated improvements are made to the key grass pitch sites across England to reduce fixture cancellations. The FA states that approximately 1 in 6 grass roots matches are called off nationally due to poor pitch quality.

The strategy sets out to provide:



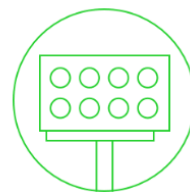
20,000

Improved grass pitches over the next 10 years



1,000

3G facilities over the next 10 years



1,000

New pavilions over the next 10 years

[Survive. Revive. Thrive. The FA Grassroots Football Strategy 2020 - 2024](#)

The Purpose of the Grassroots Football Strategy is to 'Harness the Power of Football to Unite Communities and Improve the Health of the Nation.'

The intention is to use the huge reach of the game and translate this reach into bringing people from every background together to enjoy a lifelong relationship with football and with each other, to the benefit of our society.

The strategy is centred on those who play the game. We want to make the experience as fun, safe and inclusive as possible. In the male game, we want to respond to the needs of players by providing more flexibility and better access to football opportunities to encourage their retention in the game. In the female game, the push is to ensure girls have the same access as boys to football opportunities in schools and clubs, and that women have choice too.

The FA are committed to ensuring the pathways into and through the male and female games include disability provision, with bespoke participation opportunities as needed.

To deliver the goals for male and female football, there must be a vibrant, best-in-class club network around the country. The FA will work to encourage as many clubs as possible to achieve FA-Accredited status, assuring quality in everything they offer, including ever-safer and stronger player pathways. This will be coupled with a commitment to improve the quality of thousands of pitches up and down the country, with a particular focus on grass pitches.

The FA will focus on the grassroots workforce, providing the support and encouragement needed to serve the game in local communities. All the above will be enabled by a suite of cutting-edge digital products and services to make running the game as easy as possible – and critically, a safe, positive, and inclusive environment that is free from discrimination and tackles inequality, particularly in disadvantaged communities.

12.2 England Rugby

[England Rugby Strategy – A Successful and thriving game across England.](#)

Through our strategy, we aim to enrich lives, introduce more people to rugby union and develop the sport for future generations, creating a successful and thriving game across the country. We aim to achieve this by strengthening and uniting rugby union in England and producing consistently winning England teams. Through this process, eight key strategic priorities were identified these are –

- Enabling Positive and enjoyable player experiences
- Creating the best possible high performance system
- Enhancing player welfare
- Supporting clubs to sustain and grow themselves.
- Driving rugby union to reflect the diversity of society
- Building a deep understanding of players, volunteers and fans to shape the future of the game
- Connect and grow the rugby community
- Ensure a sustainable and efficient business model delivered by an inspired workforce.

Working to achieve the above all the RFU investment decisions need to align to these in future. The strategy also outlines the RFU's core activities which form the backbone of our business operations and services to the game. They fall into three areas: core rugby activity, core commercial activity and running the business. The community game is the lifeblood of our sport and it needs simple, focused support that delivers real benefit. This will include support to become commercially innovative and self-sustaining, the introduction of campaigns and programmes to attract new audiences to the sport, facilitating change that improves the enjoyment and safety of the game and guidance on increasing diversity in club leadership and playing bases. Creating a high-performance system that is committed to excellence is a priority that will aid our goal of producing consistently winning England teams through talent identification and development. We will achieve effective, integrated pathways for players, coaches and match officials and influencing the shape of the game domestically and internationally.

The target that would link carefully to the PPS agenda would be to establish “Flourishing Rugby Communities” this is defined by helping clubs to support / sustain and grow themselves and to reflect society.

- Provide support to club and CB volunteers so they can attract new, diverse volunteers and help clubs to be fit for the future and self-sustaining.
- Provide support to help clubs maximise the benefit from their facilities and assets.
- Help clubs to manage their risks and liabilities.

Our member clubs and Constituent Bodies remain the very heart of our sport. Their success determines our sport's success. It's where players first pick up a ball and develop a lifelong love of the game. Helping them to flourish both, as places for people to enjoy the sport and as businesses, is vital to a thriving game.

12.3 England Hockey

In 2017 England Hockey published the latest [facilities strategy](#) for the sport, which replaces the previous 2012 edition and aims to help every hockey club in England work towards having appropriate and sustainable facilities that provide excellent experiences for players.

Vision: For every hockey player in England to have appropriate and sustainable facilities that provide excellent experiences for players.

Mission: More, Better, Happier players with access to appropriate and sustainable facilities

The club market for hockey is well structured and clubs are required to affiliate to England Hockey to play in community leagues. As a result, only a few occasional teams lie outside of the EH affiliation structure. Schools and Universities are the other two areas where significant hockey is played.

England Hockey has the ambition of growing participation by 10,000 adults and 32,500 children. To enable this, the following three objectives have been highlighted;

PROTECT: To conserve the existing hockey provision. EH currently has over 800 pitches that are used by hockey clubs (club, school, universities). We need to retain the current provision where appropriate to ensure that hockey is maintained across the country

IMPROVE: To improve the existing facilities stock (physically and administratively). The current facilities stock is ageing and there needs to be strategic investment into refurbishing the pitches and ancillary facilities. There needs to be more support for clubs to obtain better agreements with facilities providers & education around owning an asset.

DEVELOP: To strategically build new hockey facilities where there is an identified need and ability to deliver and maintain. This might include consolidation hockey provision in a local area where appropriate. Research has identified key areas across the country where there is a lack of suitable Hockey provision and there is a need for additional pitches. There is an identified demand for multi pitches in the right places to consolidate hockey and allow clubs to have all their provision catered at one site.

12.4 England Cricket Board

[England and Wales Cricket Board Inspiring Generations 2020-2024](#)

The ECB's current 5-year plan Inspiring Generations was published in 2019. It sets out six clear priorities for how the challenges cricket faces can be tackled and states that it is a plan that can adapt and flex to the fast pace of change being seen in the sport, while respecting and protecting the valued traditions of the game and setting out how the next generation of fans can be attracted to the game.

Amongst the many important actions set out for cricket across the game, specifically in relation to pitch provision and use, the strategy includes actions such as:

- invest in club facilities
- install non-traditional playing facilities in urban areas
- double cricket participation in primary schools
- deliver a compelling and coordinated recreational playing offer from age five upwards
- grow the base (in girls' and women's cricket) through participation and facilities investment
- launch centres of excellence (for girls' and women's cricket) and a new elite domestic structure
- deliver a girls' secondary school programme
- double the number of volunteers in the game
- increase participation in disability cricket

The strategy's aim is that by 2024, there will be a generation which will be inspired to say that "cricket is a game for me".

The ECB is responding positively to the impact of coronavirus on its sport. It has said that;

"The COVID-19 pandemic has left cricket facing its most significant challenge of the modern era. The game has already lost more than £100m, and the financial impact is likely to be £200m if there is further disruption next year, which many are expecting. Getting cricket back on this summer (2020) – at a recreational, domestic and international level, for both men and women – has been a remarkable achievement by everyone across the game. It has been the result of true partnership in action; across our first class counties and recreational game, from our broadcast and commercial partners and with Government and local public health agencies.

"Whilst the general provision for Oxfordshire cricket is generally met at recreational level we recognise that further growth will require there to be more 'affordable and available' collaboration with the education authorities. This will be a feature of the forthcoming Oxfordshire Cricket Board Facilities Strategy alongside wider community involvement, including growing the Women & Girls and pathway cricket. Equally the Oxfordshire Cricket Board requires a centre (ground and cricket centre) which enables it to grow its pathway and elite programme, meet the standards of National Counties Cricket and perhaps become a regional centre for women's cricket. Whilst at the same time acting as a community hub and providing additional facilities for club cricket".

This page is intentionally left blank