



Welcome

Inclusive Growth Seminar Series

Seminar 2 – Place based strategies

Kellogg College

28th October 2019



Background to the seminar series

- Background and current initiatives
- Enabling Inclusive Growth
- Seminar 1 – what have we learned so far
 - Growing inequality is not inevitable
 - Learning from and building on existing assets and programmes
 - System wide approach
 - Action versus words



What next?

- **Seminar 3** – 20th November 2019
Economic Opportunities for All
- **Seminar 4** – 29th January 2020
Findings from seminars 1-3 and next steps



Seminar 2 – Place based strategies

- We will focus on lessons learned from cities and organisations that are taking the initiative to lead public/private place based strategies and investments.
- Our four speakers will each talk for approximately 15 minutes
- Followed by open Q&A to further explore place based strategies and investments.

Planning for Inclusive Growth In Oxfordshire and the Oxford to Cambridge Arc

Bev Hindle

Director Oxfordshire Growth Board

Director Oxford to Cambridge Arc Leaders and Chief Executives Groups

The Oxfordshire Plan 2050



Supported by



What is the Oxfordshire Plan 2050

- Introduced through the Oxfordshire Housing and Growth Deal
- Covers whole of Oxfordshire
- Will be part of the Development Plan for each council
- It won't replace the district/city Local Plans – **it will work alongside them.**
- District councils are the decision making bodies – asked to approve/adopt the Plan at each key step



Oxfordshire: A great place to live...

News

5th November

Oxford ranked 'best place to live and work' in all of UK

By Tom Williams | [@oxmailtomw](#)
Reporter



Hot Weather Oxford - South Park.8.6.2018.PICTURE BY ED NIX.



For those who can afford to

Housing market

Oxford once again tops list of UK's least affordable places to live

Homes in the city cost more than 10 times the average local income, as home affordability in the UK hits a nine-year low

Julia Kollewe

Sat 25 Feb 2017 08.01 GMT



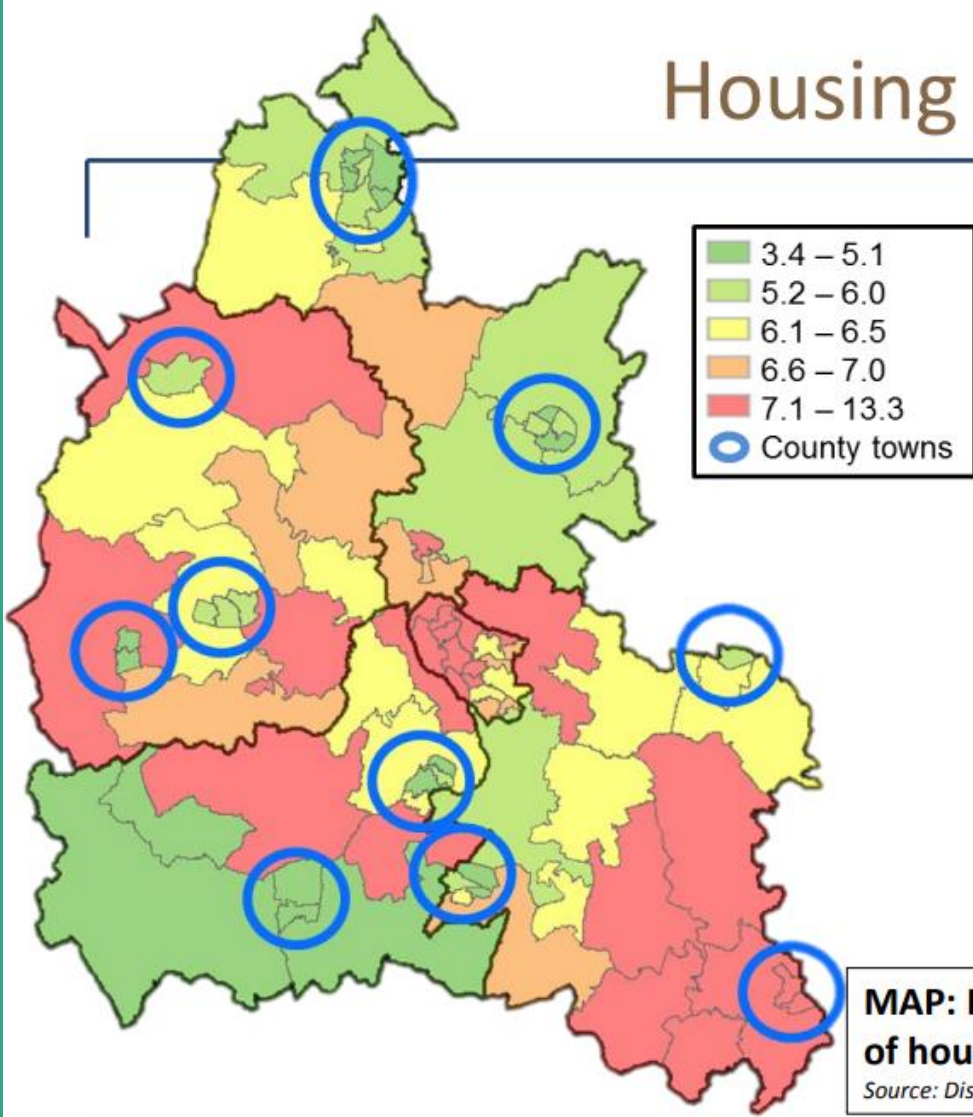
1,100

This article is over 1 year old



Affordability is not just city vs county

Housing affordability (map)



Oxfordshire's county towns are circled blue.

- These are more affordable than their rural hinterlands, largely due to the housing mix available.

Areas coloured red are at least as unaffordable as the Oxford average.


- Many rural areas are as unaffordable as Oxford.

For cautions regarding methodology, follow the source link below.

MAP: Housing affordability (ratio of house prices to income)
Source: District Data Service analysis ([here](#))



We also need to consider climate change



Stakeholder workshop topics

- 1) **Climate change/water** – what can the plan do to address: climate change (mitigation/adaptation), carbon reduction, renewables, water supply, flood prevention etc
- 2) **Natural environment** – what can the plan do to address: biodiversity, natural capital, access to green space, networks and corridors etc
- 3) **Connectivity** – what can the plan do to address: public transport links, locating growth in accessible locations, infrastructure improvements, sustainable travel and behaviours, digital connectivity etc
- 4) **Economy** - what can the plan do to address: future capacity, sectors for growth, addressing inequalities etc
- 5) **Placemaking** - what can the plan do to address: sense of community, healthy placemaking, affordable housing, inequalities etc
- 6) **Growth scenarios** – considering the different growth scenarios, recognising pros and cons of each and how they relate to meeting aspirations in the Plan



Main responses

- **Co-location** of housing, employment and transport hubs
- Encourage **sustainable/active travel** (walking/cycling)
- Invest in sustainable transport **infrastructure**
- A **balance** between growth and impact on the natural and historic environment
- Need to address the **housing affordability** crisis
- Prioritising **brownfield** sites
- Importance of creating **communities**
- Retaining Oxfordshire's **character**
- The Oxfordshire Plan needs to be **ambitious**

Other discussion points that came up frequently were:

- Concern over the impact of the Oxford-Cambridge Expressway.
- Transport connections need to reach across the county boundary into other areas
- Re-opening of railway stations was favoured
- Growth should be distributed more evenly across the country, complaints there is too much focus on the South-East



Healthy place shaping

Healthy place shaping is a collaborative approach which aims to create:

Sustainable, well designed,
thriving communities

Where healthy behaviours are the norm

Which provide a sense of belonging,
identity and community



Key Principle 1:

A place based approach

- All residents to benefit - not just those in new developments
- Using healthy place shaping to promote connectivity
- Engaging and activating local people and community organisations to make their community a great place to live and work


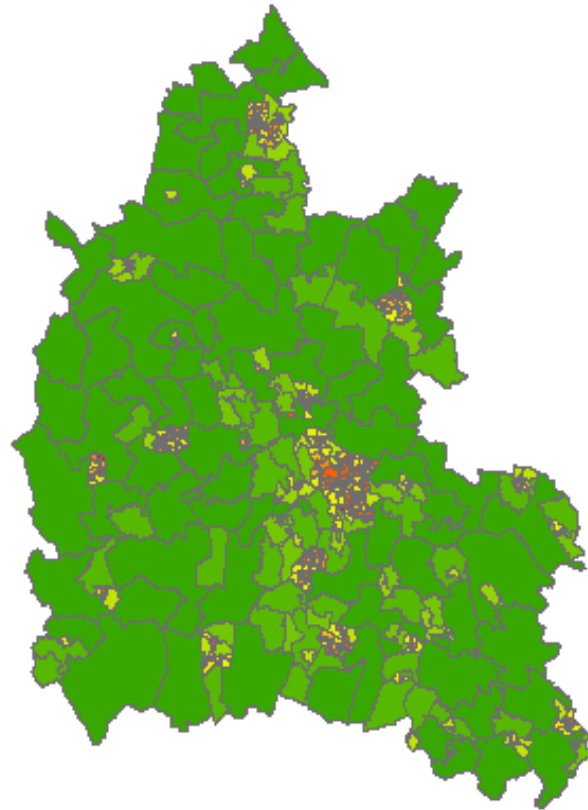


The Oxfordshire Growth Deal

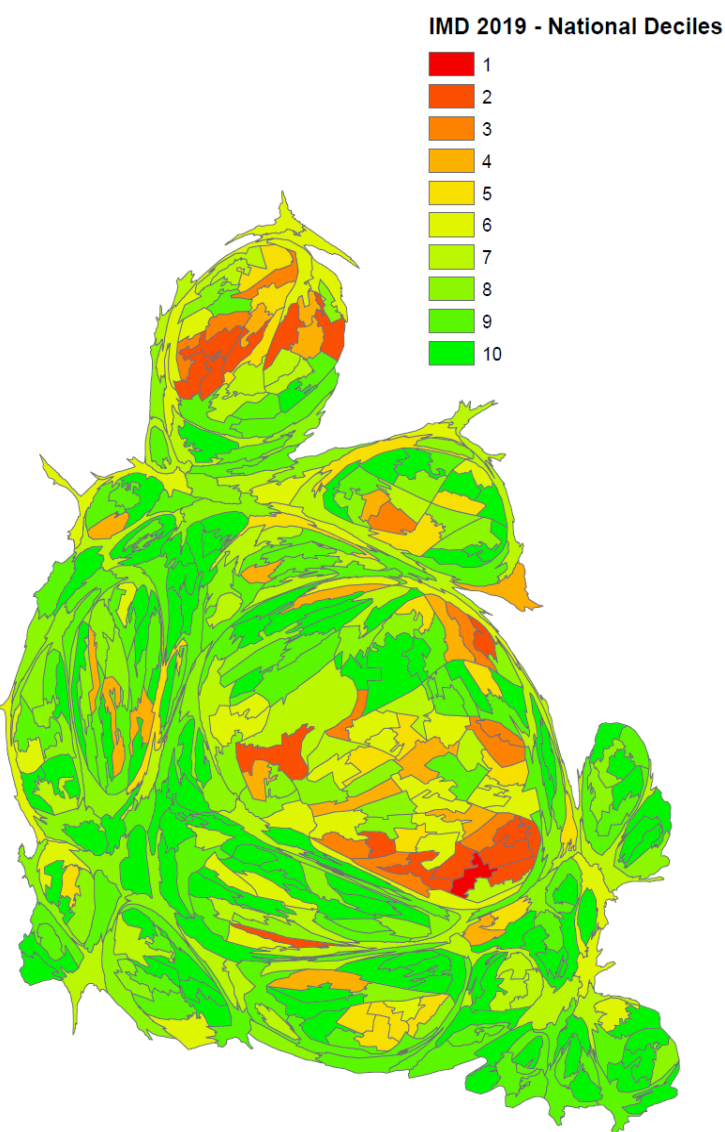
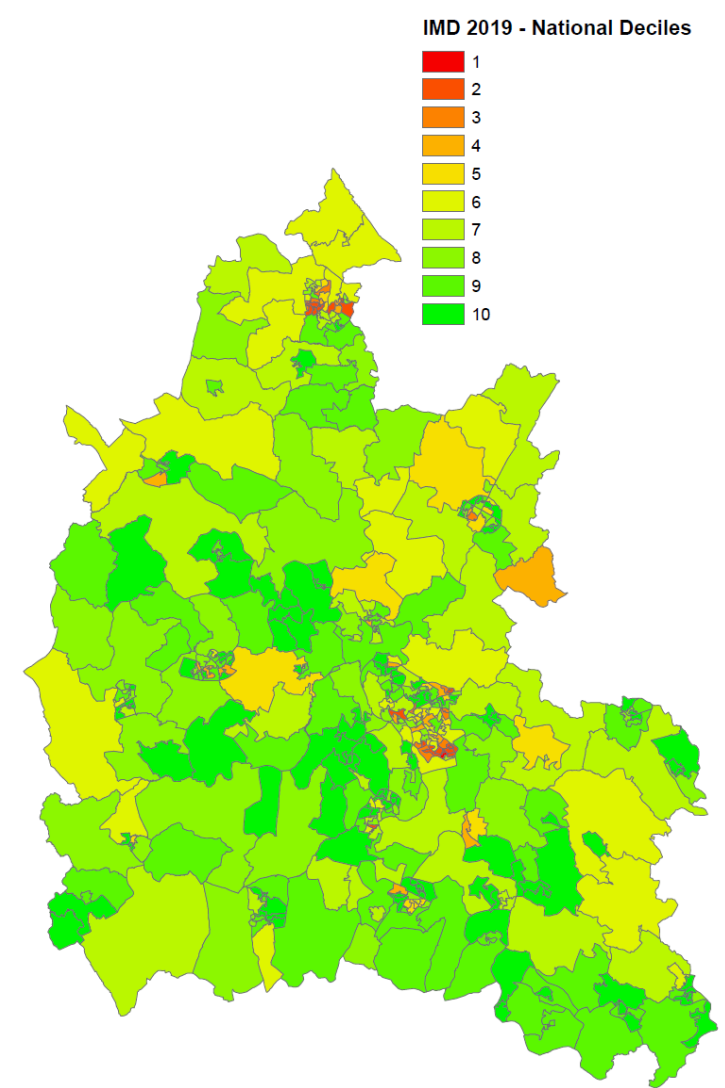
Using growth to support healthy living
and address health inequalities



Place-Making and Place-Improvement



Place Performance



The Arc



PARTNERING FOR PROSPERITY:






A new deal for the Cambridge-Milton Keynes-Oxford Arc



Birmingham



Legend

-  County Council
-  Cambridgeshire and Peterborough
-  Combined Authority
-  District Council
-  Unitary Authority

London

The Opportunity

Global leaders



The Arc is already home to world-leading production clusters in high-skilled sectors, such as Life Sciences, Aerospace, Advanced Manufacturing, Transport, Energy, Creative and Digital.

Cross-fertilisation potential



It is essential that these existing clusters are linked in a way that can greatly improve collaboration and boost economic productivity. To do this the Arc needs new infrastructure and strong economic networks to support a coherent brand.

Knowledge economy



These new networks will draw upon the region's internationally renowned knowledge economy to embed innovation at their core. By supporting production through research & development partnerships, economic cross-fertilisation throughout the Arc will increase.

Innovation test bed



Improved networks and infrastructure will unlock the economic potential of settlements across the wider Arc, especially as a test bed for innovative new industries and emerging technology being developed in more space-constrained Arc locations. This will mark the Arc out as the UK's primary R&D centre.

Commercial critical mass



Innovative sectors are present at a greater scale and density in the Arc than elsewhere in the UK. Many local businesses are at a critical point where they could crystallise into major commercial entities if given a boost to infrastructure and support at this juncture.

Wider UK growth



Aside from considerable and inclusive growth across the Arc, the success of this region would have major spillover benefits for the rest of the UK. Above all, by becoming the UK's R&D centre the Arc will be able to design productivity improvements that can then be implemented across the UK.

We want to ensure that everyone is aware of the global potential of the *Oxford–Cambridge Arc*, which currently contributes £111 billion to the UK economy.

Our proactive business environment is recognised by the Government as a powerful opportunity to **COMPETING GLOBALLY** as a knowledge-intensive cluster, supported by transformational investment through nationally significant infrastructure projects, including the East-West Rail Link.

Case study – competing globally

The Arc's aerospace sector has the potential to be a major contributor to UK economic growth. In the UK alone, demand for national and international flights is forecast to almost double to 495 million passengers in 2050*.

London Luton Airport reported nearly 1.4m passengers in April 2018, increasing by 3.3% from 2017.



*Department for Transport (2017) UK aviation forecasts – Moving Britain Ahead

The UK government has clearly positioned the *Oxford-Cambridge Arc's* growth potential as 'a national priority'.

PRODUCTIVITY per person employed in the *Arc* is forecast to almost double, rising to £81,000 person employed, by 2050*.

Case study – productivity:

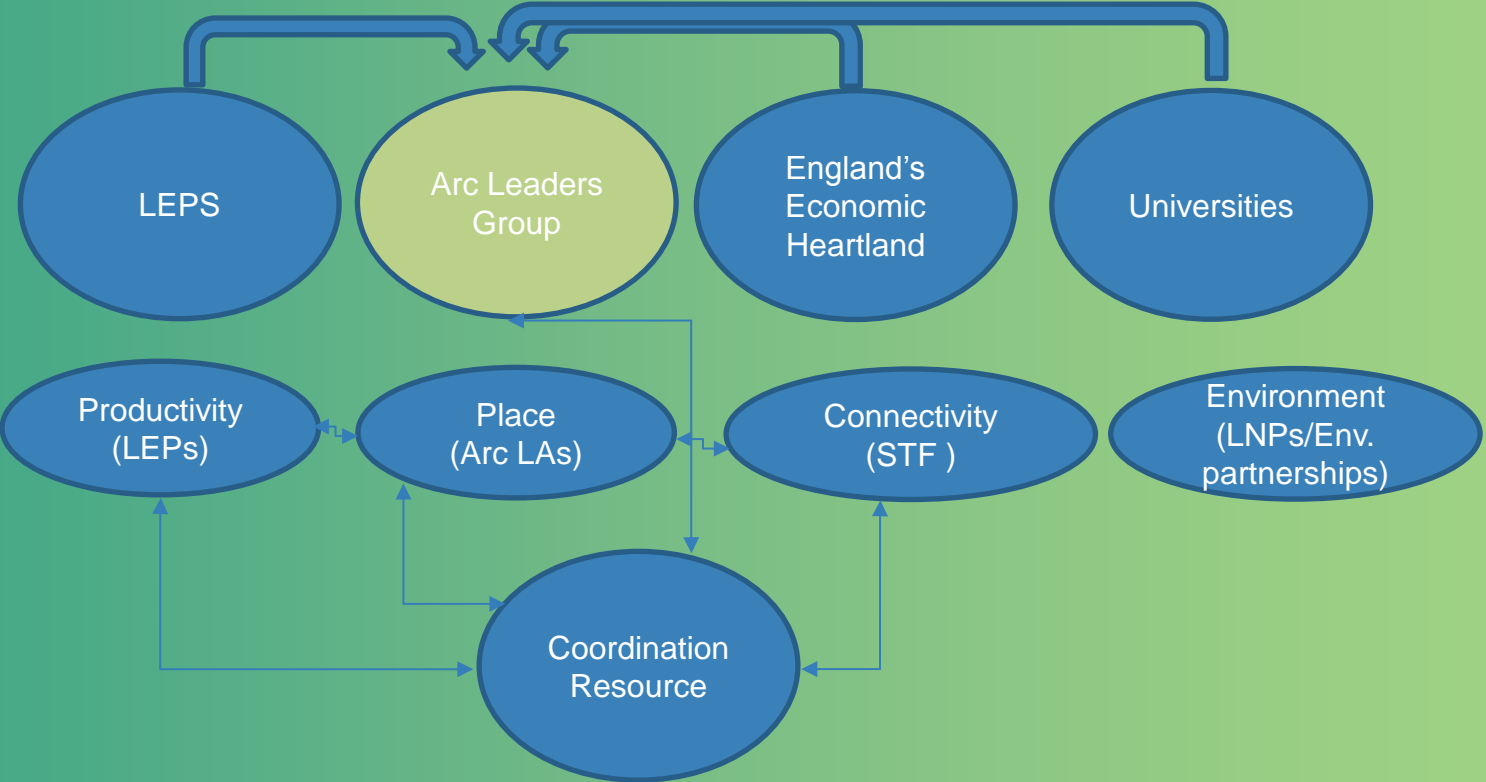
The core UK film industry generates 43.9K full-time equivalent jobs and contributes £1.6billion to national GDP.**

Pinewood and Leavesden Studios lie at the heart of the cluster with the skills base supported by the world's best film school, the National Film and TV School in Beaconsfield.

Pinewood Studios is one of the most recognised, respected and productive companies operating globally.







Oxford-Cambridge Arc Leaders Group



Building on these rules of engagement, we have developed a set of objectives the Arc could aim to achieve:


<p>1) Establish the spatial expression of a long-term vision and housing growth and the environment in the Arc with genuine local and central government backing – and not simply duplicate local plans at an Arc level;</p>	<p>2) Build and sustain local buy-in from local authorities and communities, to ensure long-term commitment to Arc ambition and delivery against the framework;</p>	<p>3) Grounded in community participation to foster public understanding, gather intelligence and help to shape the framework. This will increase the chances of the framework and collective ambitions for the Arc getting long-term support from the bottom-up;</p>	<p>4) Co-production of a spatial framework by Government and Local Government – ensuring the spatial framework has sufficient material weight in planning decisions to ensure effective delivery;</p>	<p>5) Deliver added value through a collaborative approach to Arc-wide planning to set the conditions for transformative economic growth - give Local Planning Authorities, developers, communities, businesses, investors, local government, public sector bodies, government departments and infrastructure providers the certainty needed to plan over the long-term;</p>
<p>6) Inclusive and cross-cutting to support integrated decision-making and setting out the high level vision across each of the four policy pillars of the Arc (productivity, place-making, connectivity, and the environment)</p>	<p>7) Informed by, and coherent with, other formal spatial documents, for the Local Natural Capital Plan and maintain integrity of extant local plans;</p>	<p>8) Reinforce planning for strategic transport and non-transport infrastructure projects - Establishing the evidence to underpin potential future investment, and business case development for investment, to deliver sustainable communities;</p>	<p>9) Set out a delivery plan for how growth plans will be delivered and funded, including by setting policies on the need for development at strategic locations to fund infrastructure provision and support place-making.</p>	<p>10) Establish a set of principles that we can embed in a spatial to guide growth – such as on design, quality, and place-making.</p>

Building upon feedback from leaders and within the meetings over the summer, we have identified some of the key principles a spatial framework could aim to agree for the Arc:

 Productivity	 Placemaking	 Connectivity	 Environment
<p>Productivity</p> <ul style="list-style-type: none"> enabling the growth sectors within our economy to maximise their potential through higher and sustained levels of productivity <p>Prosperity</p> <ul style="list-style-type: none"> higher levels of productivity and growth will deliver a positive legacy for all our residents <p>Innovation</p> <ul style="list-style-type: none"> fully realising this world-leading region for innovation 	<p>Distinctive Place-Making</p> <ul style="list-style-type: none"> maintain the character of our heritage but also the quality we will deliver for new growth <p>Inclusive</p> <ul style="list-style-type: none"> all parts of our communities will see and feel the benefits from planning our future growth meeting the needs for our residents of today and tomorrow <p>Healthy</p> <ul style="list-style-type: none"> sustainable growth will deliver healthier communities based on prevention but also better access to facilities for those who need them 	<p>Connected</p> <ul style="list-style-type: none"> physically and digitally - minimising the need for people to travel with real and viable sustainable options <p>Efficient</p> <ul style="list-style-type: none"> ensuring we maximise the use of existing and planned infrastructure for the maximum benefit and value <p>Sustained Investment</p> <ul style="list-style-type: none"> ensuring the infrastructure and services underpinning our communities is provided and can be sustained 	<p>Environmental Net Gain</p> <ul style="list-style-type: none"> growth and development will be environmentally, socially and economically sustainable <p>Green and Blue Spaces</p> <ul style="list-style-type: none"> improved access to new and improved green space and waterways, connecting these to encourage our residents to be more active in their environment <p>Landscape-Led</p> <ul style="list-style-type: none"> to respect and enhance our physical, natural and cultural landscapes <p>Resilient</p> <ul style="list-style-type: none"> tackling climate change through changing behaviours, mitigation and adaptation

THANK YOU






BUILDING AN INCLUSIVE ECONOMY IN PLYMOUTH

Gareth Hart

Director, Iridescent Ideas CIC

Chair, Plymouth Social Enterprise Network

Chair, Plymouth Inclusive Growth Group



[HTTPS://YOUTU.BE/FZ2PGZ-EL04](https://youtu.be/fz2pgz-el04)

PLYMOUTH'S DEFINITION OF 'INCLUSIVE GROWTH'



'Growing prosperity that reduces inequality and is sustainable'

OBJECTIVES

01

Integrate Inclusive Growth in policy of businesses and organisations across the city

02

Ensure recruitment, retention and development of all sections of society

03


Embed Inclusive Growth in procurement and commissioning across the city

Earnings divide

(Gross weekly pay: top 20% v bottom 20%)

In work poverty

(In work but on Universal credit)



PLYMOUTH'S INCLUSIVE GROWTH METRICS


OUR INITIATIVES



Business that
works for
everyone
Chartermark



Rank
Foundation
Leadership
Programme



Social value in
commissioning
and
procurement



Strategic projects:
planning, design,
delivery and legacy



LESSONS LEARNED

Needs to be a strategic priority not an afterthought


Clarity of purpose

Political engagement (control v laissez faire)

Business engagement

Language and concepts matter deeply

It takes time and it is a journey



THANK YOU

GARETH HART

gareth@iridescentideas.com

07786 863206

www.iridescentideas.com

www.plymsocent.org.uk

Oxfordshire
Community Foundation
Local people helping local people



Jayne Woodley
@jayneceo

Moving beyond grants towards greater impact





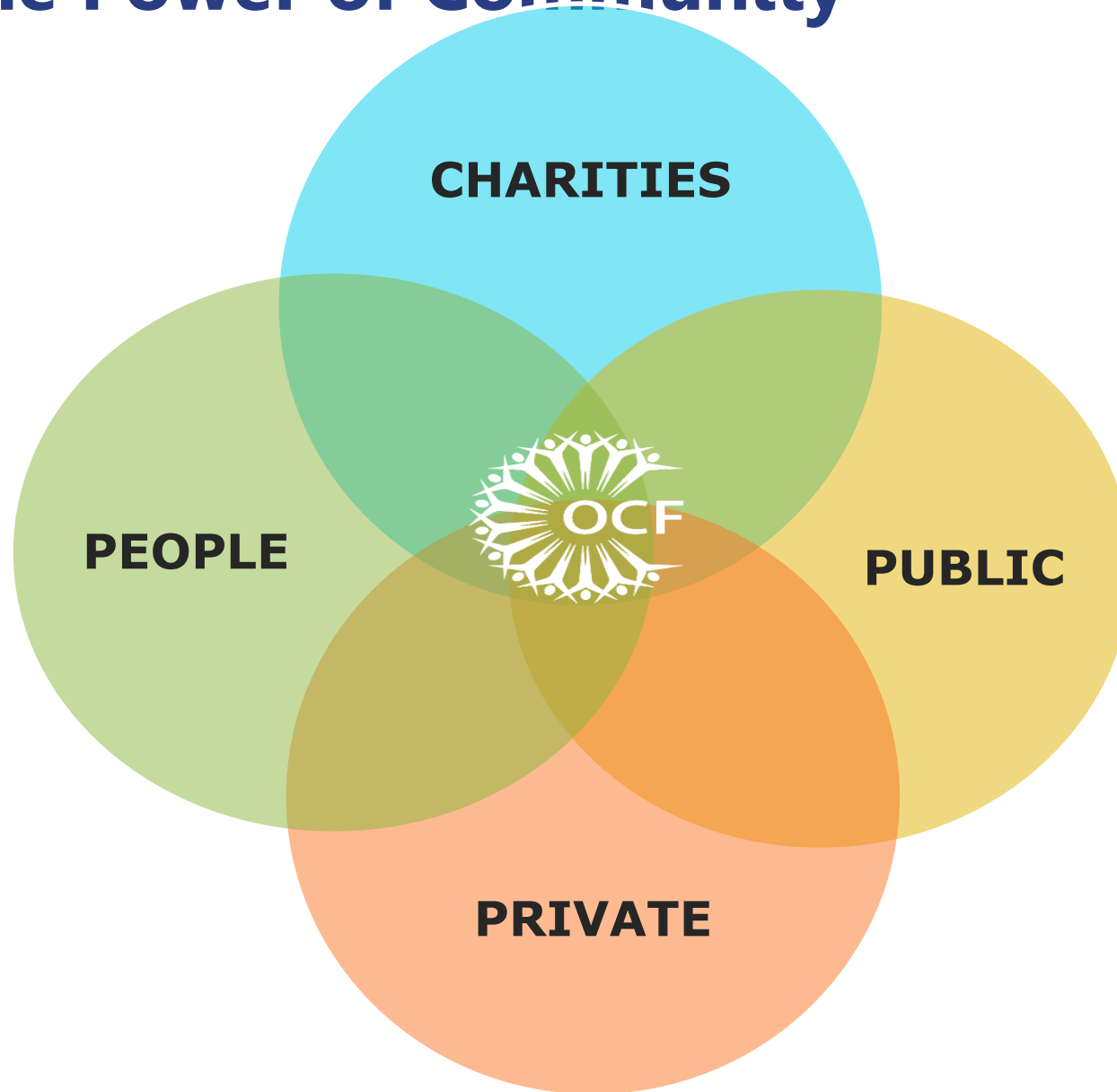
Local Growth & global goals



Inclusive growth.. voice, wealth, livelihoods and futures



Unlocking the Power of Community





Inclusive Economy: everyone benefits

Prosperity

**Dynamism and
opportunity**

**Inclusion and
equality**

**Health, wellbeing
and happiness**

**Resilience and
sustainability**

**Community, trust
and belonging**





Good stuff already happening



The 'snakes' and 'ladders' of life in Oxfordshire



OXFORD HOMELESS MOVEMENT



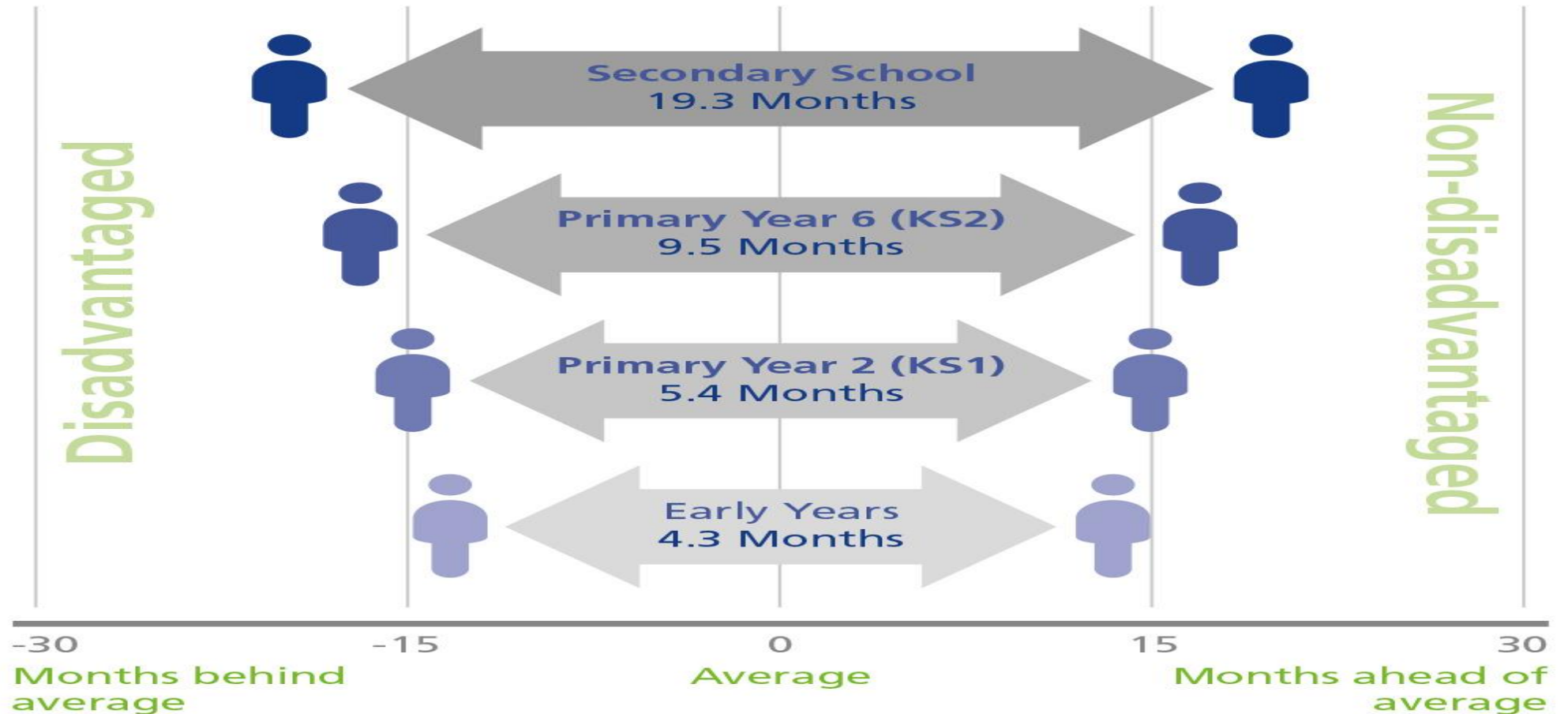


Growing Minds for school readiness

A new OCF programme in Berinsfield and Littlemore



Closing the Gap



'Closing the Gap? Trends in educational attainment and disadvantage',
Education Policy Institute (July 2017)

Growing Minds for school readiness



Books: A conversation starter from birth



Evidence-based programmes targeting the Home Learning Environment

- Imagination Library
- Home-Start
- Peeples
- The Berin Centre
- John Henry Newman Academy
- Health Visiting Service
- Register Office
- Evaluation including the University of Oxford



The Economics of Early Years Investment



... general expert consensus that it is somewhere between **economically worthwhile and imperative** to invest more heavily, as a proportion of both local and national spend, in the very earliest months and years of life.



To read the full report search [Wave Trust](#)

Opportunity for acceleration and replication



Proposed Project Costs

- Year 1 £184,000
- Year 2 £168,000
- Year 3 £162,500
- Year 4 £125,500
- Year 5 £121,500
- Year 6 £117,500
- Year 7 £113,500

GRAND TOTAL COST £992,500



Oxfordshire
Community Foundation
Local people helping local people



jayne@oxfordshire.org

07775 625942
@jayneceo

Oxford Inclusive Economy seminar

Neil McInroy
Chief Executive,
CLES



CLES

progressive economics
for people and place



@nmcinroy

@CLEStinkdo



About us



We are a Think **AND** Do tank.

National organisation for local economies - developing progressive economics for people, planet and place.

We work by thinking and doing, to achieve social justice and effective public services.

35 years old.

A new paradigm?

CAPITALISM. TIME FOR A RESET.

Business must make a profit but
should serve a purpose too.


Visit [FT.com/NewAgenda](https://www.ft.com/NewAgenda)

FT
FINANCIAL
TIMES

THE NEW AGENDA



Fundamental questions for local agency.



- Is this akin to 1945 or is it 1979 or 1997 or unprecedented?
- Is traditional local economic development inadequate?
- Do we bend growth or does it need a whole new rethink?

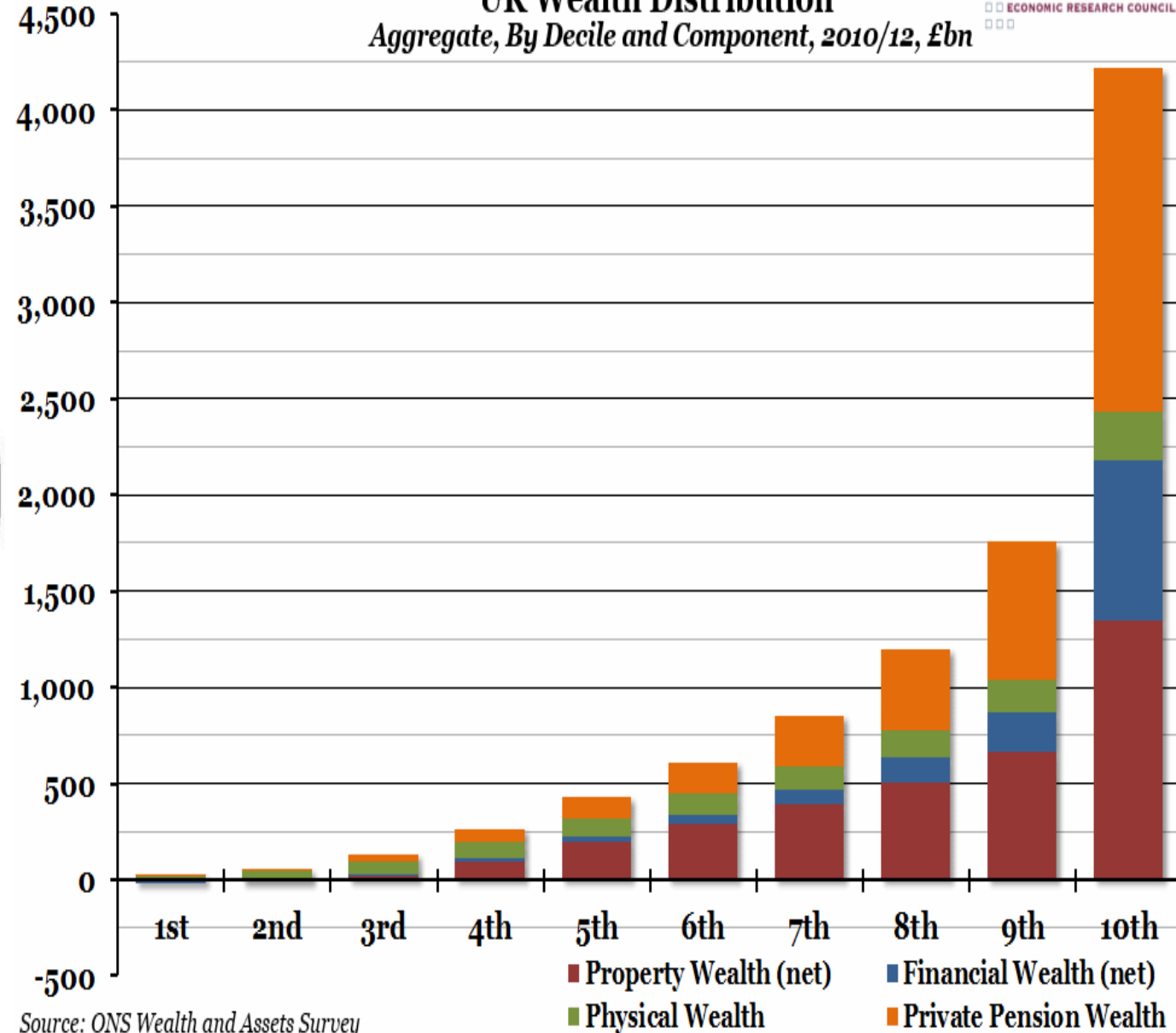
We have a wealth problem

THE WORLD'S WEALTH INEQUALITY



UK Wealth Distribution

Aggregate, By Decile and Component, 2010/12, £bn



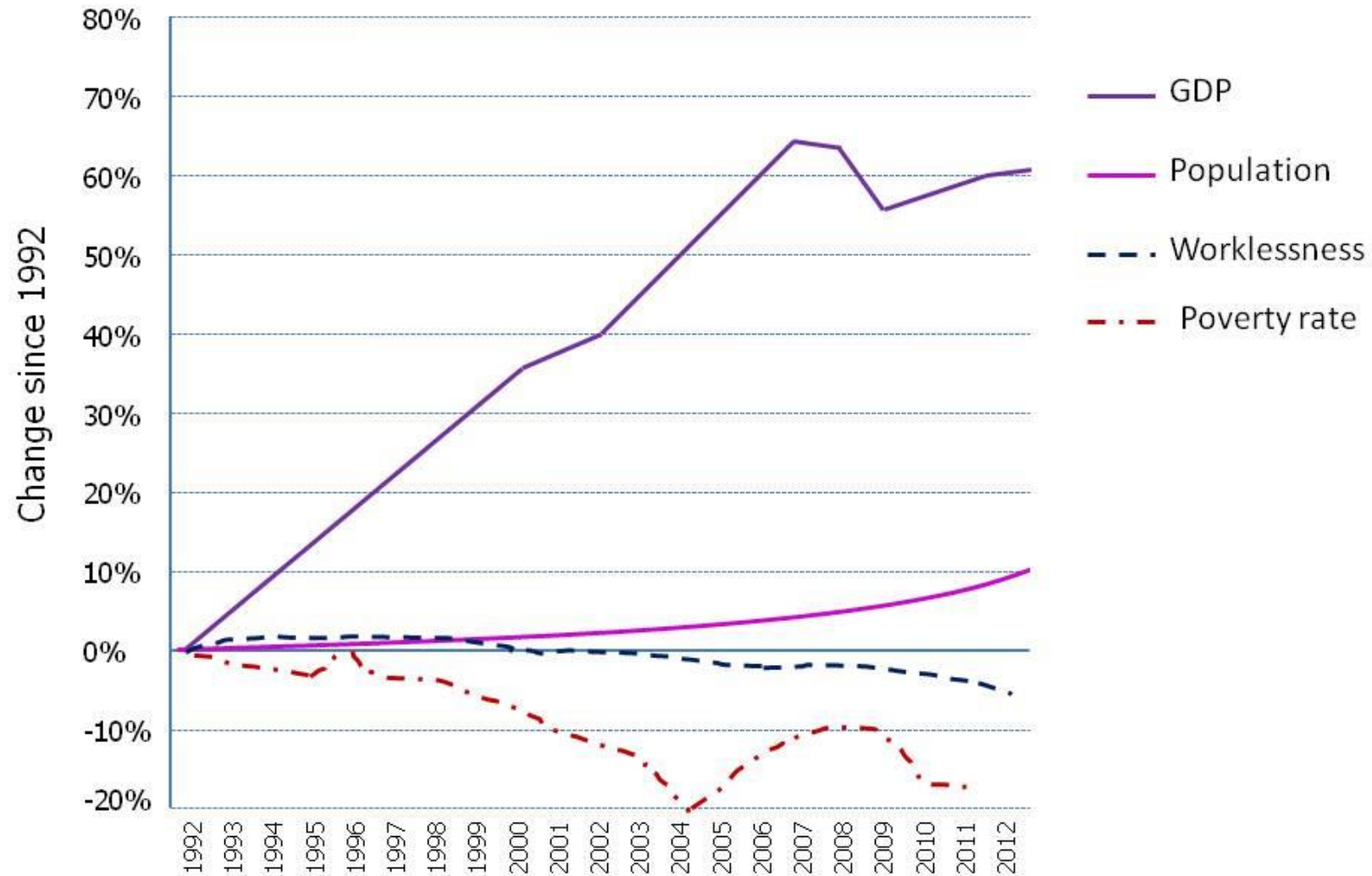
Sources:
<https://www.oxfam.org/>
<https://howmuch.net/articles/the-worlds-wealth-inequality>

Arise community wealth building?

- NOT New/but NOT same old.
- Not spawned from 'Inclusive Growth', rather inclusive economy
- Lodged in UK and European social democratic traditions
- Create an economy where wealth is broadly, not narrowly held. Wealth with local roots and ownership..

LOCALISE. SOCIALISE. DEMOCRATISE

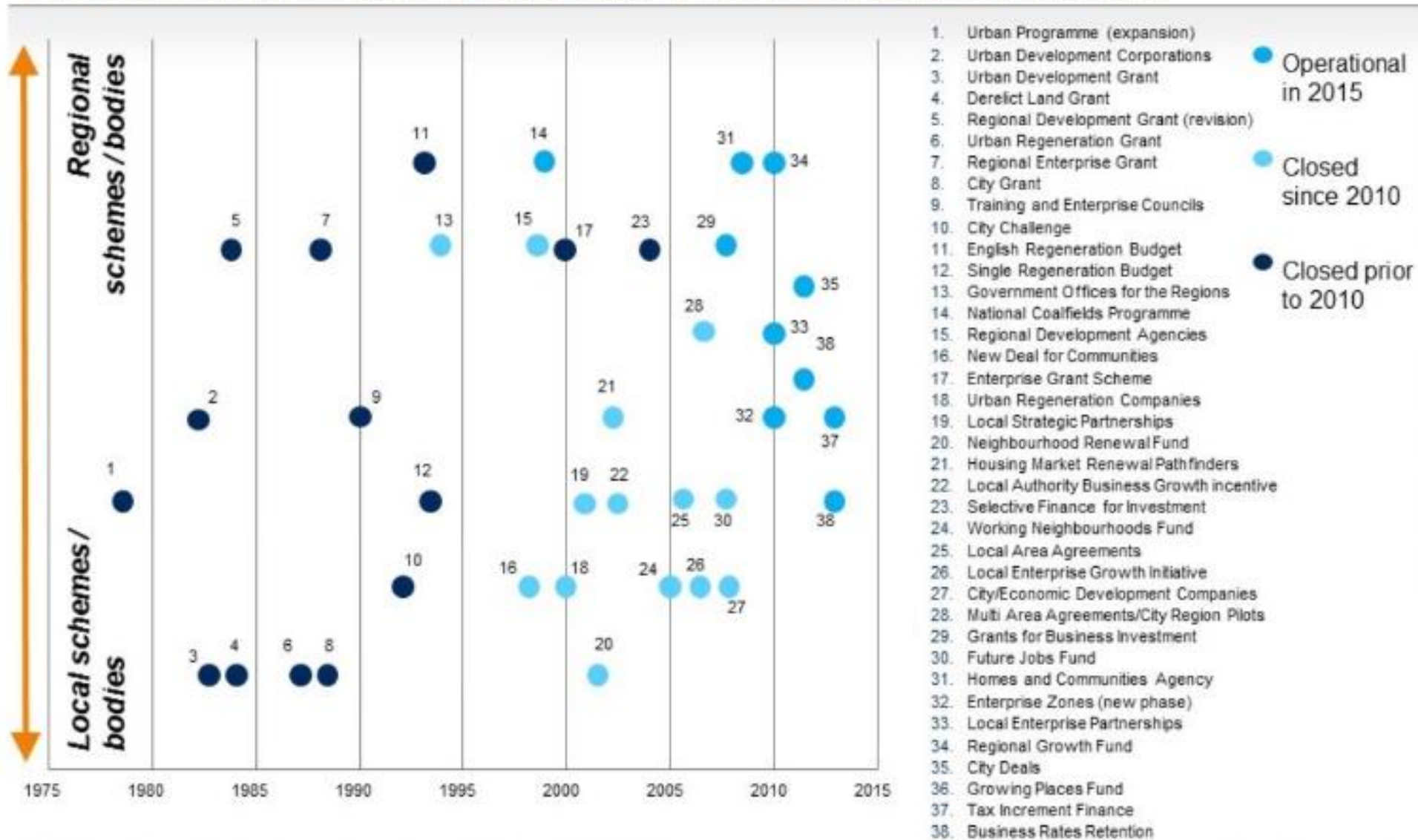
We have a growth and poverty disconnect



Source: ONS, DWP

Regeneration/redistribution?


UK government local and regional policy schemes and bodies, 1975-2015



SOURCE: Funding and structures for local economic growth, National Audit Office, 2013



A growing movement across many localities (selected)





The power of Agency: Anchor institutions



Housing providers



police



Private Businesses



Education providers



Local government



Hospitals

Community wealth building

Five principles



Fair employment and just labour markets

Anchor institutions have a defining impact on the prospects of local people. Recruitment from lower incomes areas, paying the living wage and building progression routes all improve local economies.

Progressive procurement of goods and services

Developing dense local supply chains of businesses likely to support local employment and retain wealth locally: SMEs; employee-owned businesses; social enterprises, cooperatives and community business.

Plural ownership of the economy

Developing and growing small enterprises, community organisations, cooperatives and municipal ownership is important because they are more financially generative for the local economy – locking wealth in place.

Socially just use of land and property

Deepening the function and ownership of local assets held by anchor institutions, so that financial and social gain is harnessed by citizens. Develop and extend community use – public sector land and facilities as part of “the commons”.

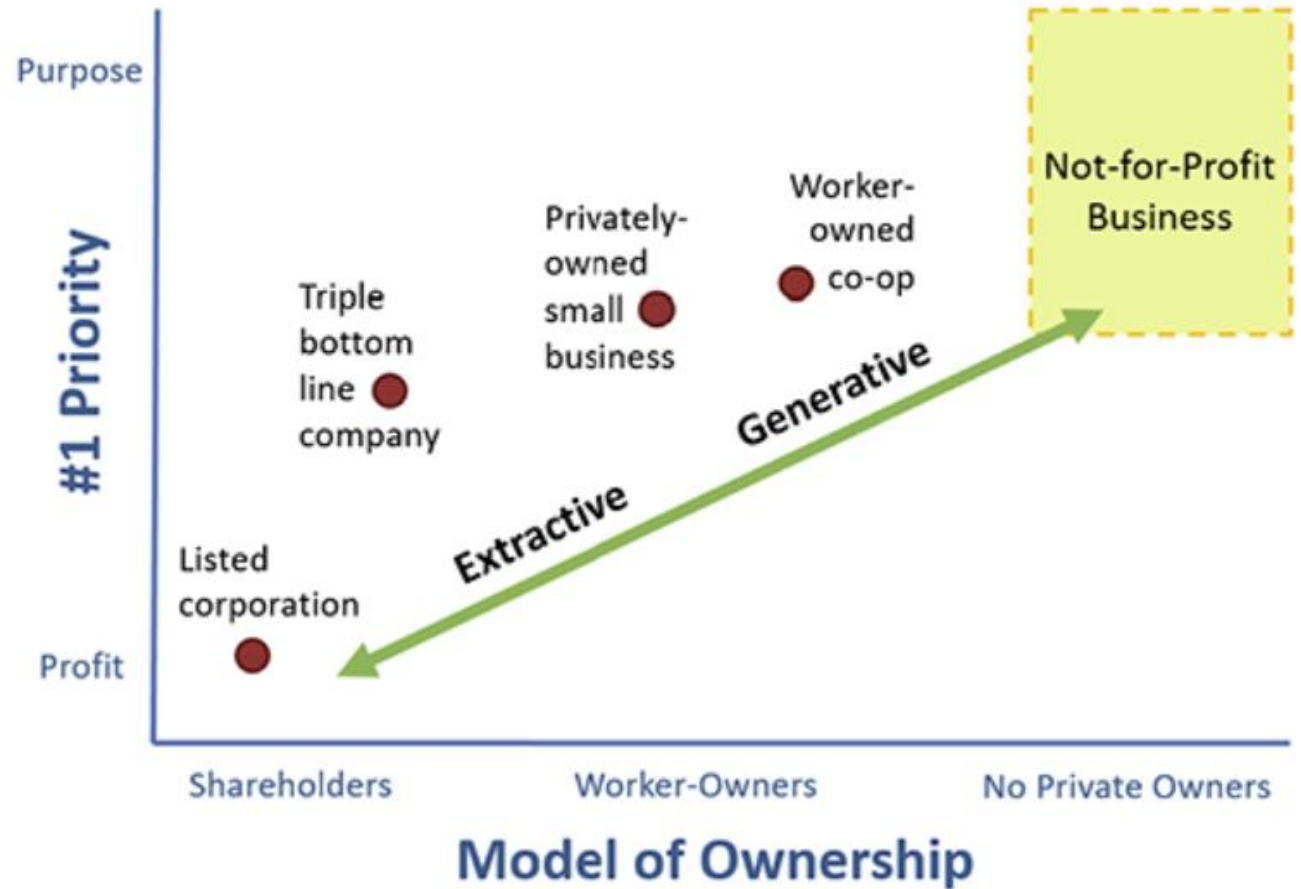
Making financial power work for local places

Increase flows of investment within local economies by harnessing and recirculating the wealth that exists, as opposed to attracting capital. This includes redirecting local authority pension funds, supporting mutually owned banks.





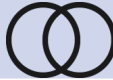
















Community wealth building: theory





How progressive do you want to be?


	Spend	Employment	Land and property	Local finance	Ownership of the economy	Anchor approach
Preston	 CLESS progressive economics for people and place	 CLESS progressive economics for people and place	Started	Started	 CLESS progressive economics for people and place	 CLESS progressive economics for people and place
Islington	 CLESS progressive economics for people and place	 CLESS progressive economics for people and place	 CLESS progressive economics for people and place		 CLESS progressive economics for people and place	
Wirral	 CLESS progressive economics for people and place	 CLESS progressive economics for people and place	 CLESS progressive economics for people and place			 CLESS progressive economics for people and place
Manchester	 CLESS progressive economics for people and place					
Gateshead	 CLESS progressive economics for people and place					 CLESS progressive economics for people and place
Oldham	 CLESS progressive economics for people and place					 CLESS progressive economics for people and place

How progressive do you want to be?

- Oxford/Oxfordshire have growth/strong new economy. Easier to be bold?
- Does inclusion and green transition come from a bend to the growth model or a move for whole reset?
- Partnership means individual and collective agency to make the bold shift. Use pillars of CWB.



Thank you



0161 832 7871



neilmcinroy@cles.org.uk



@CLEStinkdo
@nmcinroy



www.cles.org.uk